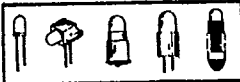


# LED T.M.



LEDTRONICS, Inc

TELE: 213-678-7448  
FAX: 213-678-0108

17.8mm DIGIT HEIGHT

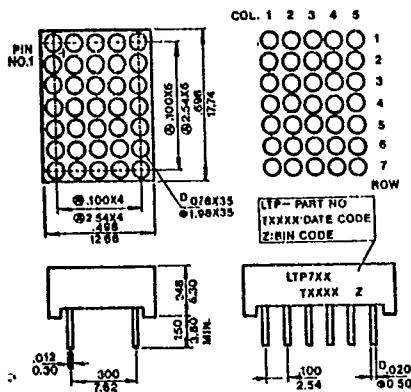
## 0.7"-5x7 LED DOT MATRIX

STD RED, HI-RED, HI-EFF RED/YELLOW/GREEN

LEDTRONICS PART NO. LTP-				LED RADIATION COLOR	ABSOLUTE MAXIMUM RATINGS Ta=25°C					ELECTRO-OPTICAL CHARACTERISTICS Ta=25°C					
ANODE COLUMN	SECOND SOURCE	CATHODE COLUMN	SECOND SOURCE		Pd mW	I <sub>fp</sub> mA	I <sub>f</sub> mA	V <sub>r</sub> V	T <sub>opr</sub> °C	I <sub>f</sub> mA	I <sub>v</sub> TYP μcd	V <sub>f</sub> TYP V	V <sub>f</sub> MAX V	I <sub>r</sub> MAX μA	λp nm
747N	BM07157MD	757N	BM07157ND	STD RED	45	120	20	5	-25to+85	10	450	1.7	2.0	100	655
747PR	BM07557MD	757PR	BM07557ND	HI-RED	30	40	12	5	-25to+85	10	600	2.1	2.2	100	647
747HR	BM07457MD	757HR	BM07457ND	HI-EFF RED	50	80	20	5	-25to+85	10	1800	2.1	2.3	100	635
747E	BM07457MD	757E	BM07457ND	ORANGE	50	80	20	5	-25to+85	10	1800	2.1	2.3	100	630
747V	BM07357MD	757V	BM07357ND	YELLOW	50	80	12	5	-25to+85	10	1300	2.1	2.3	100	585
747G	BM07257MD	757G	BM07257ND	GREEN	50	80	20	5	-25to+85	10	1800	2.1	2.3	100	565
	BM07557MD		BM07557ND	ULTRA RED	55	55	25	5	-25to+85	20	2000	1.7	2.1	100	660

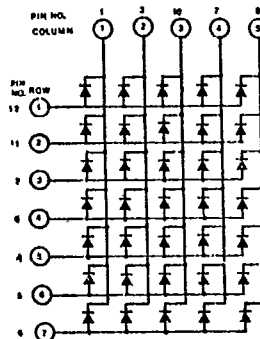
NOTE: ULTRA RED IS GAIR® LOW POWER HIGH INTENSITY RED ALL PARAMETERS ARE PER DOT

### PACKAGE DIMENSIONS

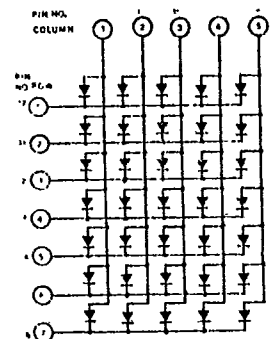


### INTERNAL CIRCUIT DIAGRAM

LTP-747



LTP-757



NOTE: All dimensions are in  $\frac{\text{inches}}{\text{millimeters}}$  tolerance is  $\frac{0.010''}{0.25\text{mm}}$  unless otherwise noted.

### PIN FUNCTION

PIN NO	CONNECTION	
	LTP-747	LTP-757
1	ANODE COLUMN 1	CATHODE COLUMN 1
2	CATHODE ROW 3	ANODE ROW 3
3	ANODE COLUMN 2	CATHODE COLUMN 2
4	CATHODE ROW 5	ANODE ROW 5
5	CATHODE ROW 6	ANODE ROW 6
6	CATHODE ROW 7	ANODE ROW 7
7	ANODE COLUMN 4	CATHODE COLUMN 4
8	ANODE COLUMN 5	CATHODE COLUMN 5
9	CATHODE ROW 4	ANODE ROW 4
10	ANODE COLUMN 3	CATHODE COLUMN 3
11	CATHODE ROW 2	ANODE ROW 2
12	CATHODE ROW 1	ANODE ROW 1

