

MA2J116

Silicon epitaxial planar type

For general purpose

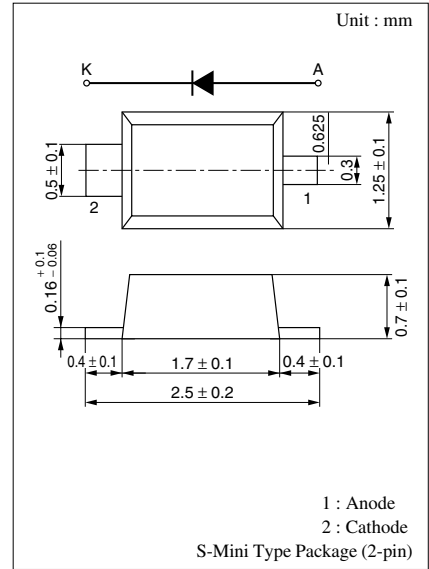
■ Features

- Small S-mini type package, allowing high-density mounting
- Soft recovery characteristic ($t_{rr} = 100$ ns)

■ Absolute Maximum Ratings $T_a = 25^\circ\text{C}$

Parameter	Symbol	Rating	Unit
Reverse voltage (DC)	V_R	40	V
Peak reverse voltage	V_{RM}	40	V
Average forward current	$I_{F(AV)}$	100	mA
Peak forward current	I_{FM}	225	mA
Non-repetitive peak forward surge current*	I_{FSM}	500	mA
Junction temperature	T_j	150	$^\circ\text{C}$
Storage temperature	T_{stg}	-55 to +150	$^\circ\text{C}$

Noe) * : $t = 1$ s



Marking Symbol: 1H

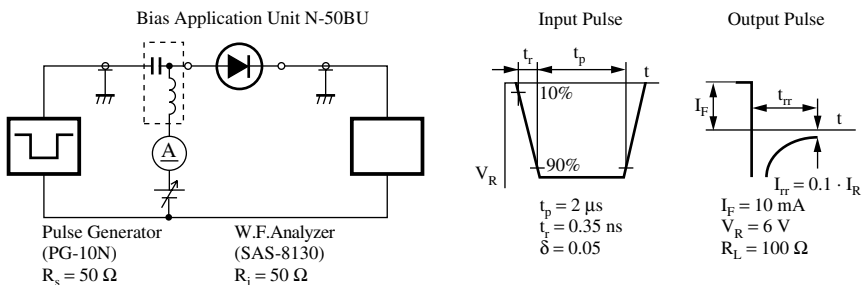
■ Electrical Characteristics $T_a = 25^\circ\text{C}$

Parameter	Symbol	Conditions	Min	Typ	Max	Unit
Reverse current (DC)	I_{R1}	$V_R = 15$ V			5	nA
	I_{R2}	$V_R = 40$ V			10	nA
	I_{R3}	$V_R = 35$ V, $T_a = 100^\circ\text{C}$			100	μA
Forward voltage (DC)	V_F	$I_F = 100$ mA			1.2	V
Reverse voltage (DC)	V_R	$I_R = 100$ μA	35			V
Terminal capacitance	C_t	$V_R = 6$ V, $f = 1$ MHz		1.0	2.0	pF
Forward dynamic resistance*1	r_f	$I_F = 3$ mA, $f = 30$ MHz			3.6	Ω
Reverse recovery time*2	t_{rr}	$I_F = 10$ mA, $V_R = 6$ V $I_{rr} = 0.1 \cdot I_R$, $R_L = 100$ Ω			100	ns

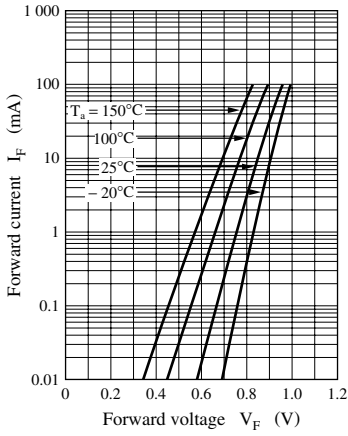
Note) 1. Rated input/output frequency: 100 MHz

2. *1 : YHP 4191A PF IMPEDANCE ANALYZER

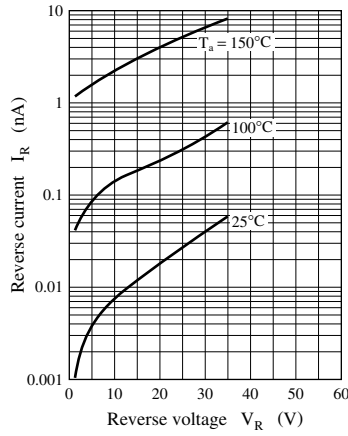
*2 : t_{rr} measuring circuit



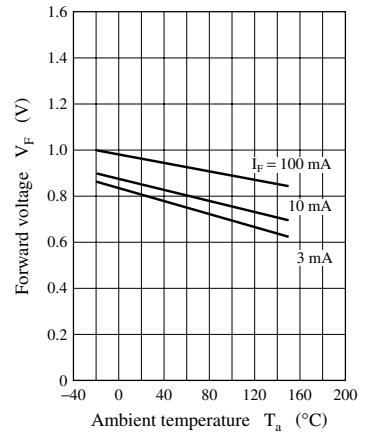
$I_F - V_F$



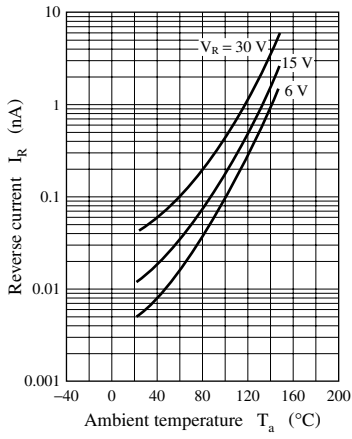
$I_R - V_R$



$V_F - T_a$



$I_R - T_a$



$C_t - V_R$

