

GaAlAs T-1 PACKAGE

INFRARED EMITTING DIODE

MIE-304H4

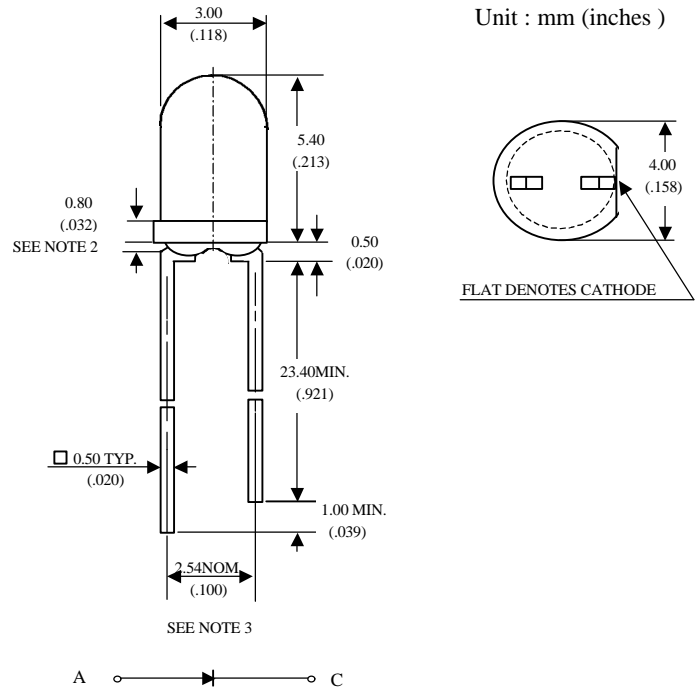
Description

The MIE-304H4 is a GaAlAs infrared LED having a peak wavelength at 850nm molded in water clear plastic package. The forward voltage at low current and at high pulse current roughly correspond to the low values of the standard technology.

Features

- Ultra-high radiant intensity
- High response speed
- Standard T-1 (ϕ 3mm) package, radiant angle : 25°
- Peak wavelength $\lambda_p = 850$ nm

Package Dimensions



Notes :

1. Tolerance is ± 0.25 mm (.010") unless otherwise noted.
2. Protruded resin under flange is 0.5 mm (.019") max.
3. Lead spacing is measured where the leads emerge from the package.

Absolute Maximum Ratings

@ $T_A = 25^\circ\text{C}$

Parameter	Maximum Rating	Unit
Power Dissipation	120	mW
Peak Forward Current	1	A
Continuous Forward Current	100	mA
Reverse Voltage	5	V
Operating Temperature Range	-55°C to +100°C	
Storage Temperature Range	-55°C to +100°C	
Lead Soldering Temperature	260°C for 5 seconds	

UNI

Unity Opto Technology Co., Ltd.

02/04/2002

Optical-Electrical Characteristics

@ T_A=25°C

Parameter	Test Conditions	Symbol	Min.	Typ .	Max.	Unit
Radiant Intensity	I _F =20mA	I _e	-	3.5	-	mW/sr
Forward Voltage	I _F =50mA	V _F	-	1.5	1.8	V
Reverse Current	V _R =5V	I _R	-	-	100	μA
Peak Wavelength	I _F =20mA	λ _p	-	850	-	nm
Spectral Bandwidth	I _F =20mA	Δλ	-	30	-	nm
View Angle	I _F =20mA	2θ _{1/2}	-	25	-	deg .

Typical Optical-Electrical Characteristic Curves

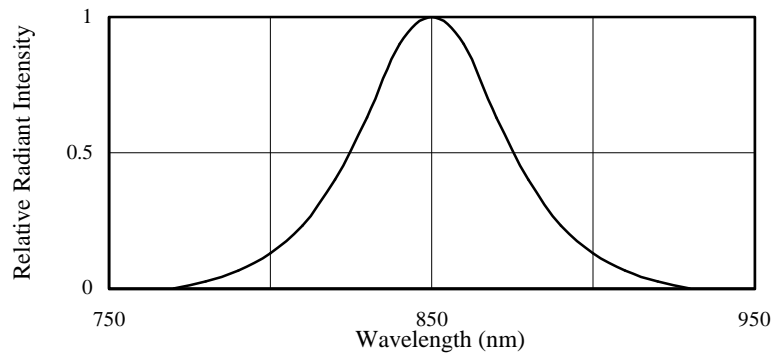


FIG.1 SPECTRAL DISTRIBUTION

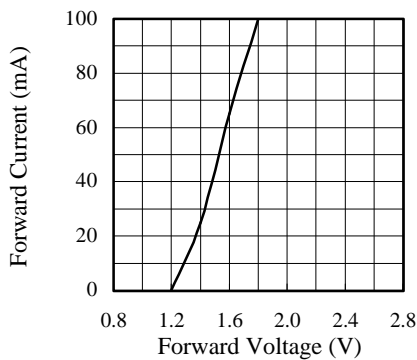


FIG.2 FORWARD CURRENT VS. FORWARD VOLTAGE

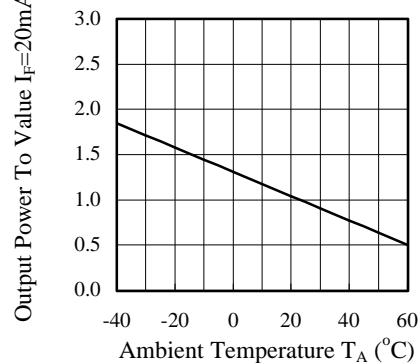


FIG.3 RELATIVE RADIANT INTENSITY VS. AMBIENT TEMPERATURE

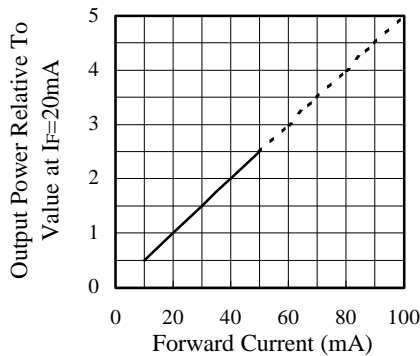


FIG.4 RELATIVE RADIANT INTENSITY VS. FORWARD CURRENT

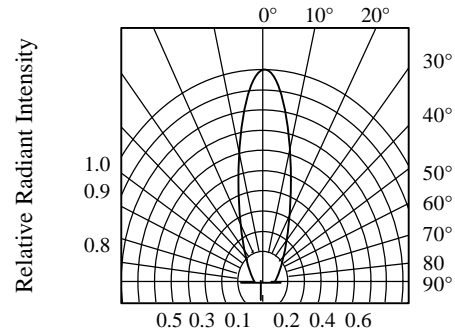


FIG.5 RADIATION DIAGRAM