

T-1 3/4 (f5mm) High Performance AllnGaP LED Lamps

MVL-584UOL

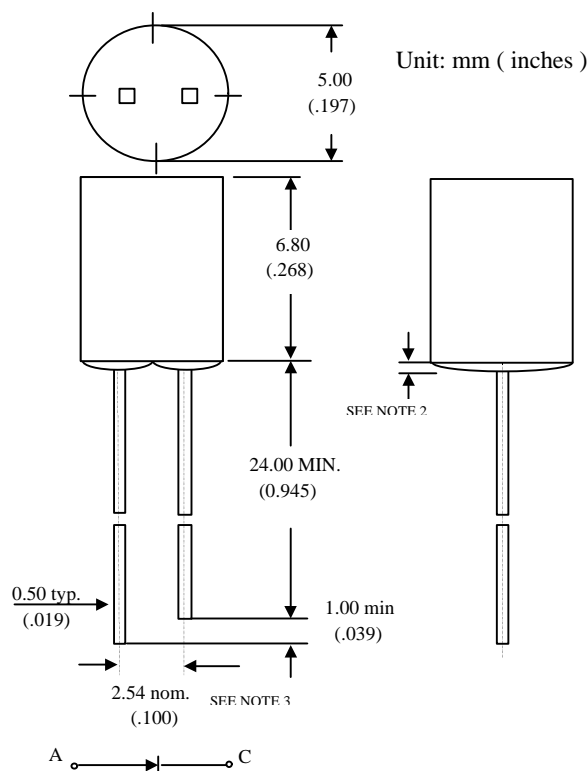
Description

The MVL-584UOL utilizes the latest absorbing substrate Aluminum Indium Gallium Phosphide (AllnGaP) LED technology. This LED material has outstanding light output efficiency over a wide range of drive current. The package is T-1 3/4 (φ5mm) water clear standard type.

Features

- Ultra - brightness
- Low power consumption
- TTL compatible
- Reliable

Package Dimensions



- Notes :
1. Tolerance is ± 0.25 mm (.010") unless otherwise noted.
 2. Protruded resin under flange is 1.5 mm (.059") max.
 3. Lead spacing is measured where the leads emerge from the package.

Absolute Maximum Ratings

@ $T_A=25^\circ\text{C}$

Parameter	Symbol	Maximum Rating	Unit
Power Dissipation	P_{ad}	125	mW
Peak Forward Current(1/10 Duty Cycle 100μs pulse)	I_{pf}	200	mA
Continuous Forward Current	I_{af}	50	mA
Reverse Voltage	V_R	5	V
Operating Temperature Range	T_{opr}	-40°C to +100°C	
Storage Temperature Range	T_{stg}	-40°C to +100°C	
Soldering Temperature 1.6 mm from body for 5 seconds at 260°C			

Optical-Electrical Characteristics

@ T_A=25°C

Parameter	Test Conditions	Symbol	Min .	Typ .	Max .	Unit .
Luminous Intensity	I _F =20mA	I _V	100	200	-	mcd
Forward Voltage	I _F =20mA	V _F	-	1.9	2.5	V
Reverse Current	V _R =5V	I _R	-	-	100	μA
Peak Emission Wavelength	I _F =20mA	λ _p	-	630	-	nm
Spectral Line Half Width	I _F =20mA	Δλ	-	18	-	nm
Viewing Angle	I _F =20mA	2θ _{1/2}	-	100	-	deg.

Typical Optical-Electrical Characteristic Curves

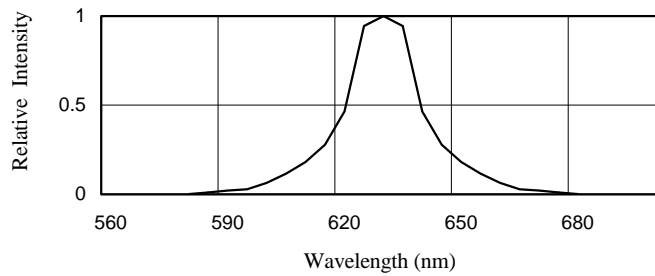


FIG.1 SPECTRAL DISTRIBUTION

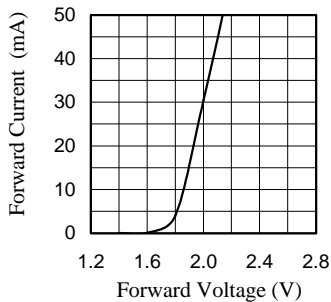


FIG.2 FORWARD CURRENT VS. FORWARD VOLTAGE

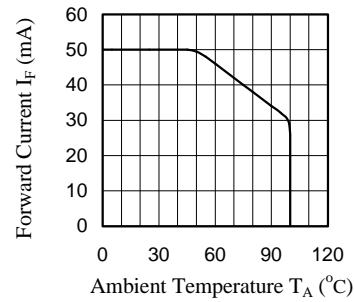


FIG.3 RELATIVE RADIANT INTENSITY VS AMBIENT TEMPERATURE

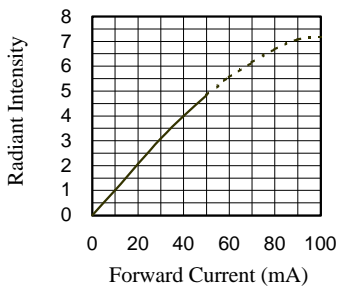


FIG.4 RELATIVE RADIANT INTENSITY VS. FORWARD CURRENT

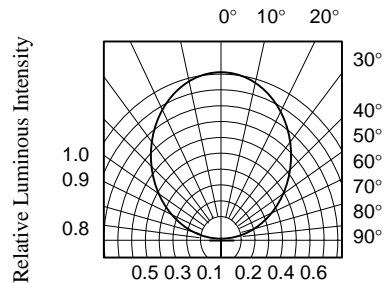


FIG.5 RADIATION DIAGRAM