

## 4. TERMISTORY

## Wykaz oznaczeń parametrów technicznych

B	stała materiałowa
k	współczynnik strat
$P_{tot}$	moc całkowita
$R_{25}$	rezystancja nominalna
$t_{amb}$	temperatura otoczenia
$\alpha_{25}$	temperaturowy współczynnik rezystancji

### 4.1. Termistory NTC

Czyszczenie wyrobu	Parametry dopuszczalne		Parametry charakterystyczne / $t_{amb} = 25^{\circ}C$ /					
	$P_{tot}$	$t_{amb}$	$R_{25}$	Tolerancja	$\alpha_{25}$	B	k	przy
	mW	$^{\circ}C$	$\Omega/k\Omega$	% / $\Omega$ /	%/K	K	mW/ $^{\circ}C$	R
1	2	3	4	5	6	7	8	9
NTC 21	< 56	-25 ... +200	/10; 15; 22; 33; 47/	$\pm 20$	-4,3 $\pm 5\%$	3800 $\pm 5\%$	0,24 $\pm 20\%$	-
NTC 110	< 800	-25 ... +100	4,7; 5,6; 6,8; 8,2; 10 2,2; 3,3; 12; 15; 18; 4,7; 6,8; 10	$\pm 10$	-3,0 $\pm 5\%$ -3,2 $\pm 5\%$ $\pm 20$	2660 2840 2660	-	-
			2,2; 15; 22	$\pm 20$	-3,2 $\pm 5\%$	2840	-	-
			27; 33; 39; 47; 56; 68	$\pm 10$	-3,8 $\pm 5\%$	3370	-	-
			33; 47; 68	$\pm 20$	-3,8 $\pm 5\%$	3370	-	-
			82; 100; 120; 150; 180; 220	$\pm 10$	-4,0 $\pm 5\%$	3550	-	-
			100; 150; 220	$\pm 20$	-4,0 $\pm 5\%$	3550	12 $\pm 20\%$	2,2; 3,3
			270; 330; 390; 470; 560; 680; 820; 1000; 5600	$\pm 10$	-4,5 $\pm 5\%$	4000	10 $\pm 20\%$	4,7 + 4700
		< 500		$\pm 20$	-4,5 $\pm 5\%$	4000	$\geq 8 \pm 20\%$	/5,6 + 33/
		< 800		$\pm 10$	-4,7 $\pm 5\%$	4170	-	-
		< 500		$\pm 20$	-4,7 $\pm 5\%$	4170	-	-
			$\pm 10$	-4,85 $\pm 5\%$	4350	-	-	
			$\pm 20$	-4,85 $\pm 5\%$	4350	-	-	

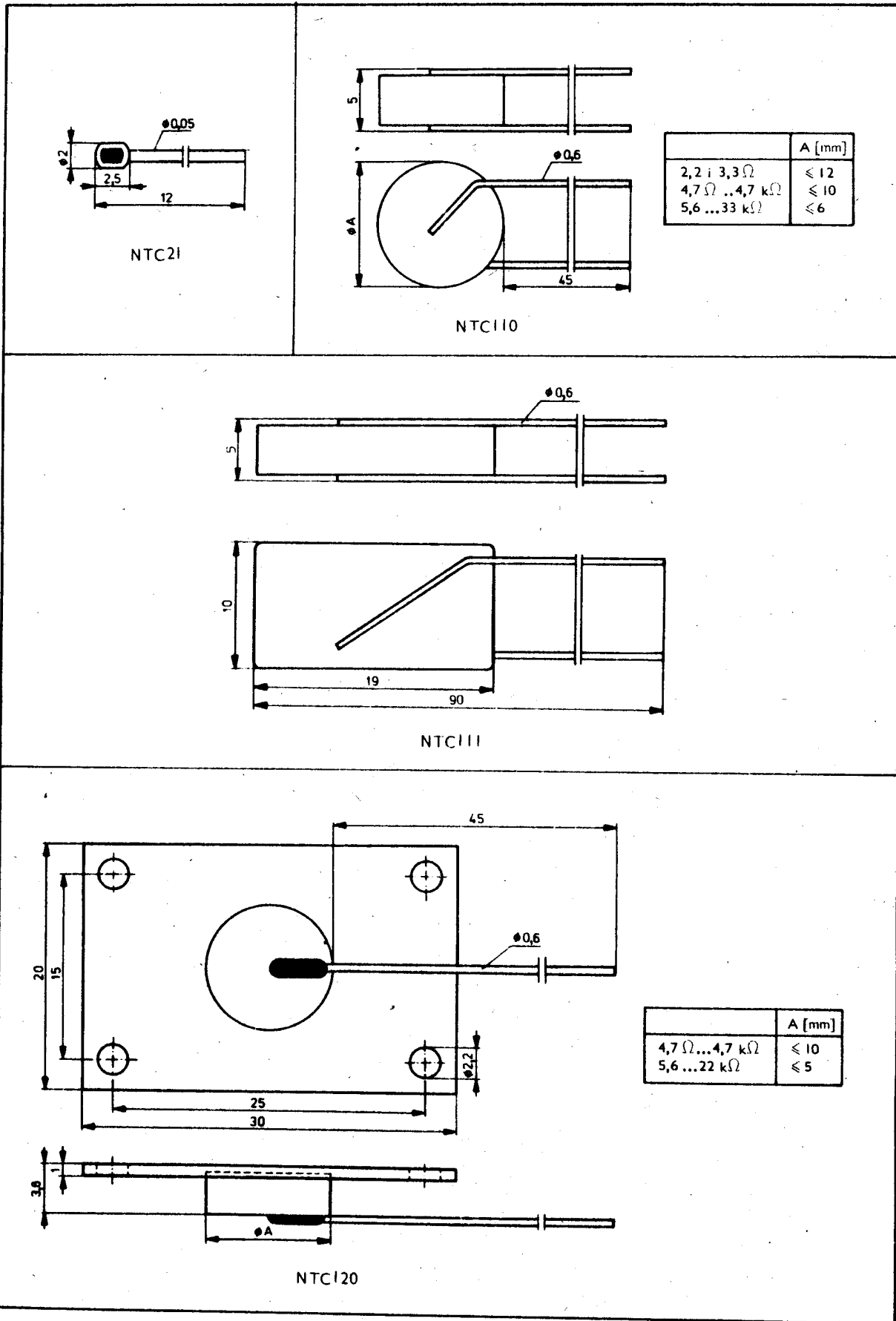
1	2	3	4	5	6	7	8	9
NTC 111	< 1000	-25 ... +100	32	+10 / -6	-4,7 ±10%	4200 ±10%	13 ±20%	
NTC 120	< 1500	-25 ... +100	4,7; 5,6; 6,8; 8,2; 10 4,7; 6,8; 10 2,2; 3,3; 12; 15; 18; 22 2,2; 15; 22 27; 33; 39; 47; 56; 68 3,3; 47; 68 82; 100; 120; 150; 180; 220 100; 150; 220 270; 330; 390; 470; 560; 680; 820; 1000; 5600 330; 470; 680; 1000 /6,8; 8,2; 10; 12/ /6,8; 10/ /1,2; 1,5; 1,8; 2,2; 2,7; 3,3; 3,9; 4,7/ /1,5; 2,2; 3,3; 4,7/ /15; 18; 22/ /15; 22/	±10 ±20 ±10 ±20 ±10 ±20 ±10 ±20 ±10 ±20 ±10 ±20 ±10 ±20 ±10 ±20 ±10 ±20	-3,0 ±5% -3,0 ±5% -3,2 ±5% -3,2 ±5% -3,8 ±5% -3,8 ±5% -4,0 ±5% -4,0 ±5% -4,5 ±5% -4,5 ±5% -4,7 ±5% -4,7 ±5% -4,85 ±5% -4,85 ±5%	2660 2660 2840 2840 3370 3370 3550 3550 4000 4000 4000 4000 4170 4170 4350 4350	≥ 20 ±20% 18 ±20%	4,7 ÷ 4700 /5,6 ÷ 22/

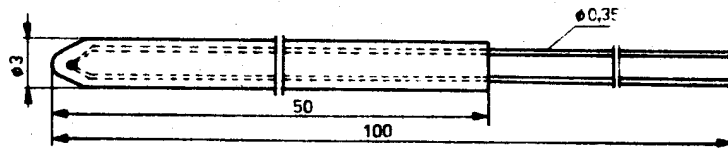
1	2	3	4	5	6	7	8	9
NTC 210	< 175	-25 ... +200	/10; 15; 22; 33; 47/ /100; 150; 220/ /1,0; 1,5; 2,2; 3,3; 4,7/	±20	-4,3 ±5%	3800	1	
NTC 211	< 175	-25 ... +200	/100; 150; 220/ /1,0; 1,5; 2,2; 3,3; 4,7/	±20	-4,3 ±5%	3800 ±5%	1	
NTC 212	< 60	-25 ... +200	/10; 15; 22; 33; 47/ /470/	±20	-4,5 ±5%	4000	0,5 ±20%	
NTC 213	< 260	-25 ... +200	/10; 15; 22; 33; 47/ /470/	±20	-4,3 ±5%	3800 ±5%	1,5 ±20%	
NTC 214	< 62	-25 ... +125	/10; 15; 22; 33; 47; 68/	±20	-4,65 ±5%	4100	0,62 ±20%	
NTC 215	< 80	-25 ... +200	/10; 15; 22; 33; 47; 68/	±20	-4,3 ±5%	3820 ±5%	0,7	
NTC 216	< 100	-25 ... +100	/28/	±12	-4,3 ±2%	3800 ±5%	2,0 ±20%	
NTC 220	< 4,5	-25 ... +200	/100; 150; 220; 330/ /33; 47; 68/	±20	-4,3 ±5%	3800	0,025	
NTC 221	< 20	-25 ... +200	/33; 47; 68/	±20	-4,3 ±5%	3800	0,11	
NTC 230	< 45	-25 ... +200	/1,0; 1,5; 2,2; 3,3; 4,7/	±20	-4,5 ±5%	4000	0,6	
NTC 501	60 <sup>1/</sup>	-40 ... +160	100 <sup>2/</sup> ; 120 <sup>2/</sup> ; 150 <sup>2/</sup> 2100	±10 /±170/	-4,43 ±2%	3930		

1/ moc grzejnika

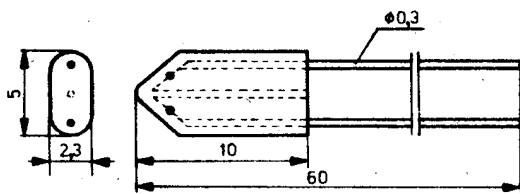
2/ rezystancja grzejnika

## 4.2. Rysunki obudów

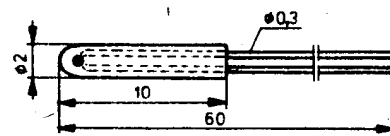




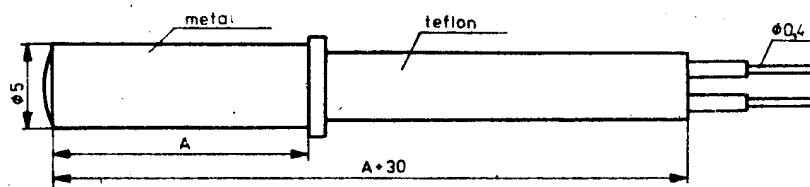
NTC210



NTC211

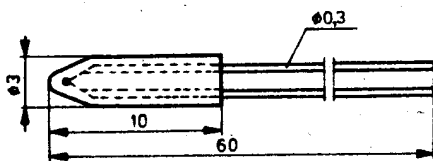


NTC212

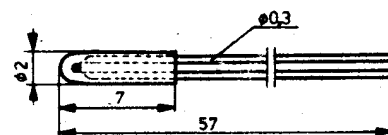


NTC213


	A [mm]
Wersja I	15
Wersja II	42



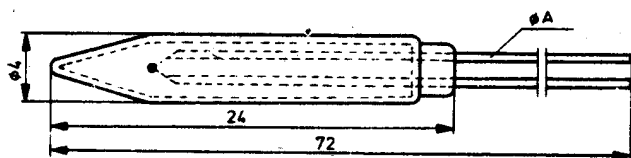
NTC214



NTC215

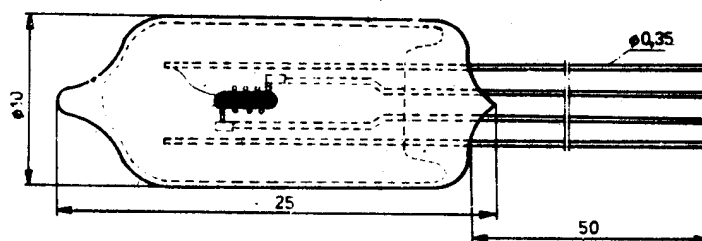


NTC 216

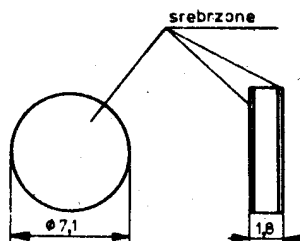


	A [mm]
NTC220	0,25
NTC221	0,35

NTC220 i 221



NTC230



NTC501



This datasheet has been download from:

[www.datasheetcatalog.com](http://www.datasheetcatalog.com)

Datasheets for electronics components.