

Features

- Through-hole unit
- Isolation voltage of 1500 Vrms
- Low interwinding capacity
- Lead free version available (see How to Order)
- Lead free versions are RoHS compliant*

Applications

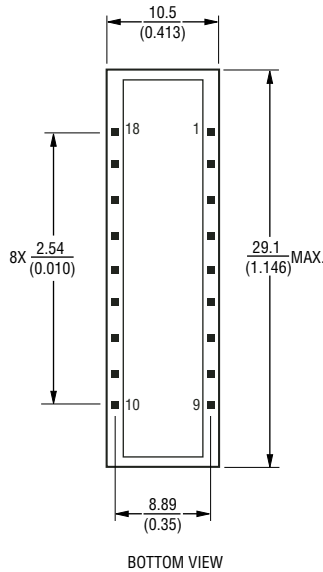
- Telecom

PT66001 & PT66012 - ISDN S-Interface Transformer

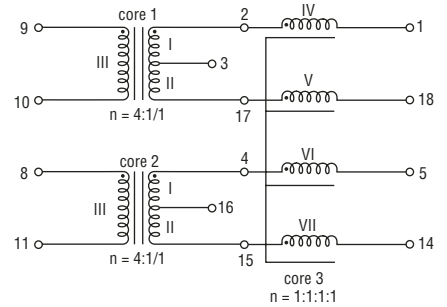
Electrical Specifications @ 25 °C

Turns Ratio $\pm 1\%$ (III:I+II) ..see schematic
 Impedance at 20 kHz 100 mV
 with IDC=3 mA (core 1,2)
 ohm min.....625
 OCL at 10 kHz 100 mV(mH min)
 Transformer (core1,2).....22
 Choke IV,V,VI,VII +50/-30 %5
 Interwinding Capacity (10 kHz 100 mV)
 CWW (pF max) (core 1,2).....120
 Leakage Inductance (10 kHz 100 mV)
 Ls (uH)
 I+II(III shorted) core 1,2.....< 4
 IV(V,VI,VII shorted) core 3< 0.6
 HIPOT 50 Hz for 2 sec. (Vrms)
 I+II to III (core 1,2)1500
 IV+V+III (core 1) to
 VI+VII+III (core 2)500
 DCR III (ohms max.)
 PT660015.6
 PT660125.0
 DCR I+II (ohms max.)
 PT660012.7
 PT660122.4
 DCR IV,V,VI,VII (ohms max.)1.1
 Operating Temperature (°C)0 to +70

Product Dimensions



Electrical Schematic



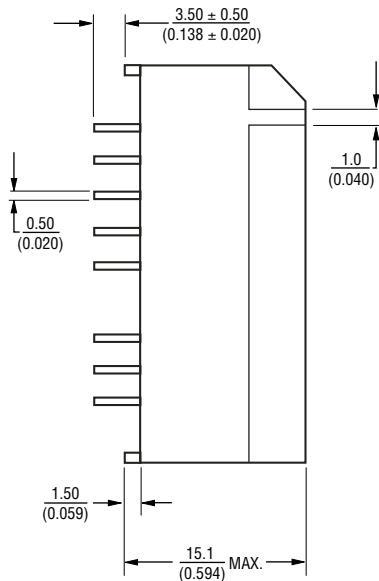
How to Order

Model _____ **PT660xx**

Termination _____
 Blank = Tin-lead
 L = Tin only (lead free)

Packaging Specifications

Tube15 pcs./tube



DIMENSIONS ARE: $\frac{\text{MM}}{\text{(INCHES)}}$

TOLERANCE: $\pm \frac{0.2}{(.008)}$