

RB301S Thru RB309S

. FEATURES

- . Plastic Package has Underwriters Laboratory

Flammability Classification 94V-0

- . Glass passivated chip junctions

- . Single in-line package

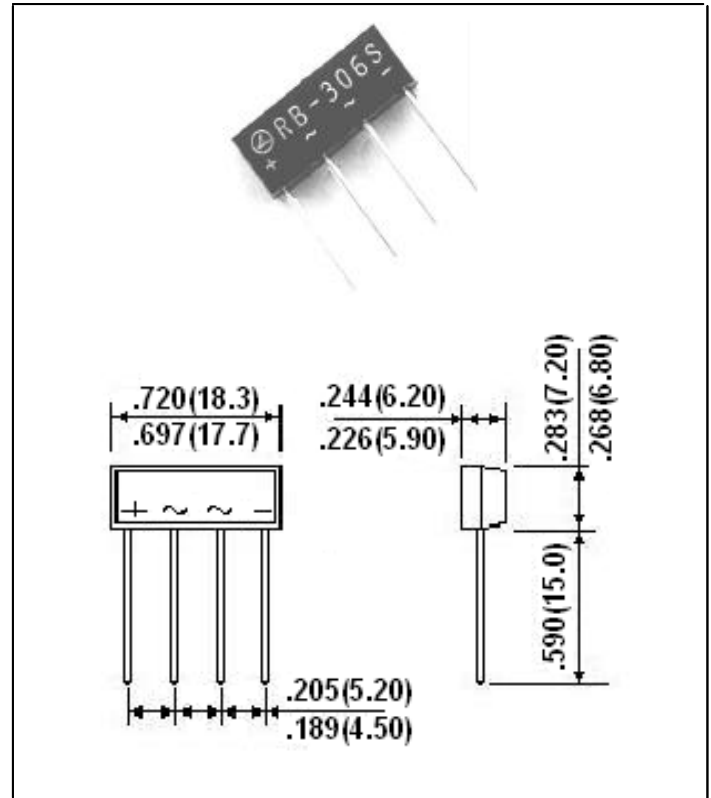
- . High current capacity with small package

- . Superior thermal conductivity

- . High temperature soldering guaranteed:

260 /10 seconds

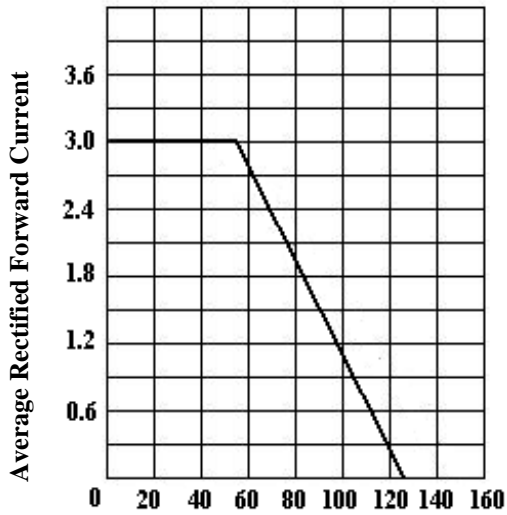
- . High I_{FSM}



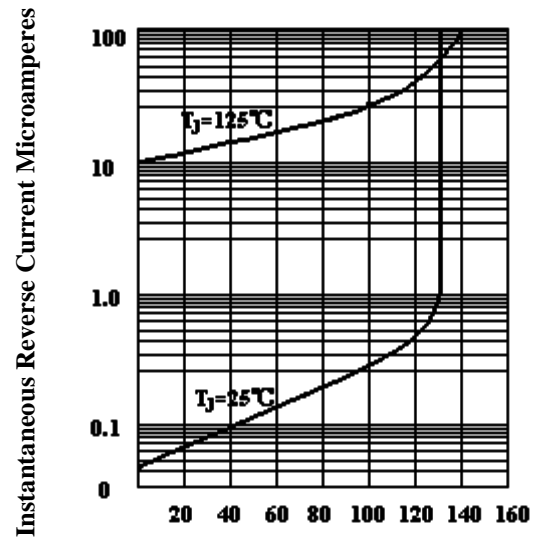
- . Maximum Ratings & Thermal Characteristics Ratings at 25 ambient temperature unless otherwise specified.

Parameter Symbol	Symbol	RB301S	RB302S	RB304S	RB306S	RB308S	RB309S	Unit
Maximum repetitive voltage	V_{RM}	100	200	400	600	800	1000	V
Maximum DC reverse current at rated DC blocking voltage	I_R				10 500			μA
Average rectified forward current 60Hz Sine wave Resistance load with heat sink $T_c=100$	I_o				3			A
Peak forward surge current 8.3ms single half sine- wave superimposed on rated load	I_{FSM}				80			A
Maximum instantaneous forward voltage at 3A	V_F				1.0			V
Operating junction temperature	T_J				125			
Storage temperature	T_{stg}				-40~150			

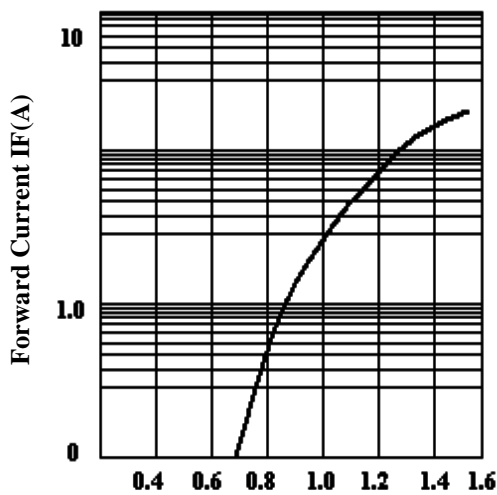
RB301S Thru RB309S

Fig. 1 Derating Curve


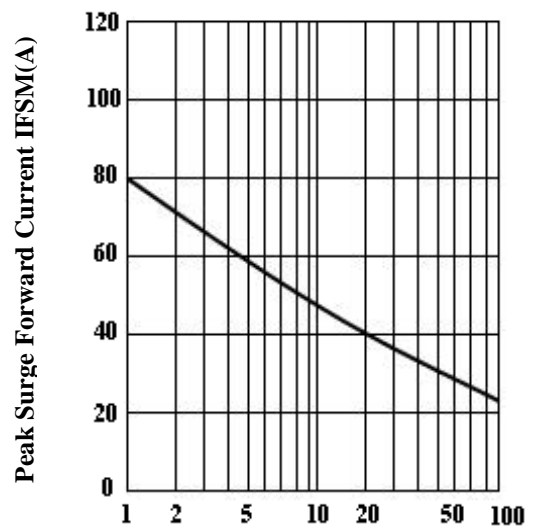
Case Temperature Tc()

Fig.2 Typical Reverse Characteristics


Percent of Rated Peak Reverse Voltage%

Fig.3 Forward Voltage


Forward Voltage VF (V)

Fig.4 Peak Surge Forward capability


Number of Cycles at 60 Hz(cycles)