

7.23-07

**RATING CHARACTERISTIC CURVES
RP16AT THRU RP16KT**

FIG. 1—FORWARD CURRENT DERATING CURVE

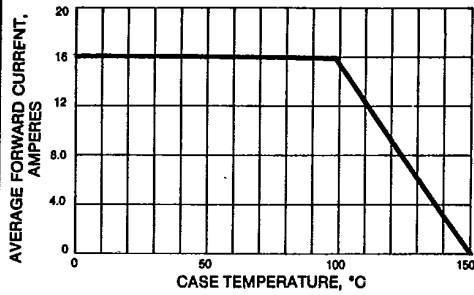


FIG. 2—TYPICAL INSTANTANEOUS FORWARD CHARACTERISTICS

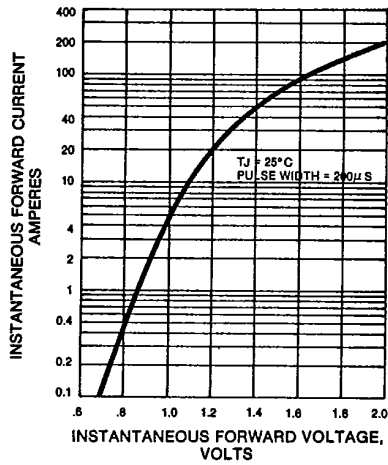


FIG. 3—MAXIMUM NON-REPETITIVE SURGE CURRENT

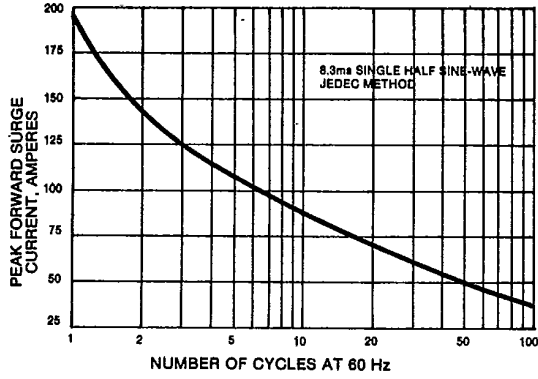


FIG. 4—TYPICAL REVERSE CHARACTERISTICS

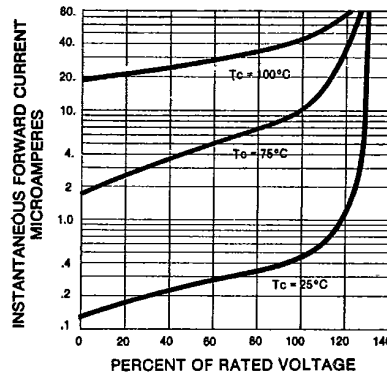


FIG. 5—TYPICAL JUNCTION CAPACITANCE

