

Features

- 1kVDC Isolation
- Internal SMD Construction
- UL94V-0 Package Material
- Toroidal Magnetics
- Efficiency to 85%

Unregulated Converters

ECONOLINE

DC/DC-Converter

RTS & RTD Series

Selection Guide

Part Number	Input Voltage (3kV)	Input Voltage (VDC)	Output Voltage (VDC)	Output Current (mA)	Efficiency (%)
SMD	(3kV)	(VDC)	(VDC)	(mA)	(%)
RTS-xx3.3	(H)	5, 9, 12, 15, 24	3.3	606	70-75
RTS-xx05	(H)	5, 9, 12, 15, 24	5	400	80-85
RTS-xx09	(H)	5, 9, 12, 15, 24	9	222	80-85
RTS-xx12	(H)	5, 9, 12, 15, 24	12	167	80-85
RTS-xx15	(H)	5, 9, 12, 15, 24	15	133	80-85
RTS-xx24	(H)	5, 9, 12, 15, 24	24	83	80-85
RTD-xx05	(H)	5, 9, 12, 15, 24	±5	±200	70-75
RTD-xx09	(H)	5, 9, 12, 15, 24	±9	±111	75-78
RTD-xx12	(H)	5, 9, 12, 15, 24	±12	±83	75-83
RTD-xx15	(H)	5, 9, 12, 15, 24	±15	±66	75-85
RTD-xx24	(H)	5, 9, 12, 15, 24	±24	±42	78-85

xx = Input Voltage

Description

Compared to standard 2 Watt packages, space savings of 80% respectively 77% are achieved by these RTS & RTD 2 Watts SMD-Miniature DC/DC Converters. They have been specifically designed for applications where board space is at a premium, since these 2 Watt converters have only a slightly larger foot print than conventional 1 Watt converters.

At efficiencies up to 80%, external cooling is not needed, as the full output power is available over the operating temperature range -40°C to +85°C. All converters have an I/O-Isolation of 1kVDC, allowing making them suitable for many applications.

2 Watt SMD Single & Dual Output



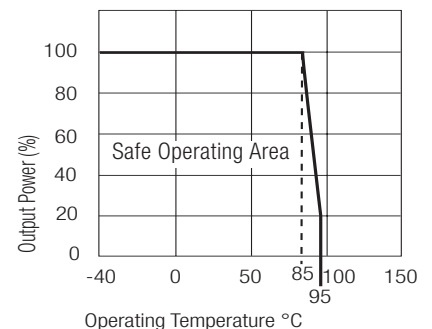
RECOM

Specifications (Core Operating Area)

Input Voltage Range			±10%
Output Voltage Accuracy			±5%
Line Voltage Regulation			1.2%/1% of Vin max.
Load Voltage Regulation (10% to 100% full load)	3.3V output types		20% max.
	5V output type		15% max.
	9V, 12V, 15V, 24V output types		10% max.
Output Ripple and Noise (20MHz limited)			150mVp-p max.
Operating Frequency			20kHz min. / 50kHz typ. / 85kHz max.
Efficiency at Full Load			70% min. / 80% typ.
No Load Power Consumption	RTS typ.	124mW min. / 186mW typ. / 250mW max.	
	RTD typ.	159mW min. / 192mW typ. / 240mW max.	
Isolation Voltage		(tested for 1 second)	1.000VDC min.
	H-Suffix	(tested for 1 second)	3.000VDC min.
Rated Working Voltage		(long term isolation)	see Application Notes
Isolation Capacitance			40pF min. / 115pF max.
Isolation Resistance			10 GΩ min.
Short Circuit Protection			1 Second
Operating Temperature Range (free air convection)			-40°C to +85°C (see Graph)
Storage Temperature Range			-55°C to +125°C
Reflow Temperature ROHS compliant (for more details see Application Notes)			245°C (30 sec) max.

continued on next page

Derating-Graph (Ambient Temperature)

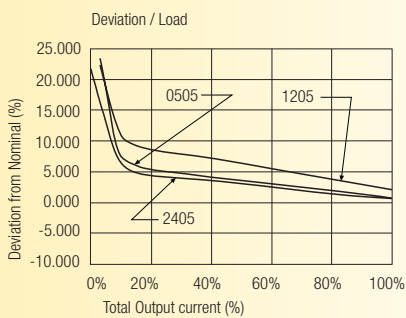
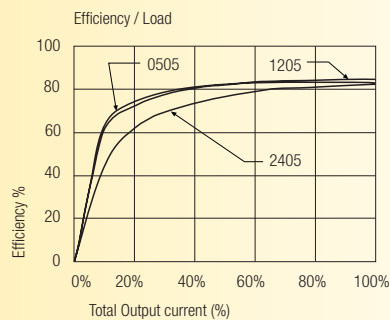


Specifications (Core Operating Area)

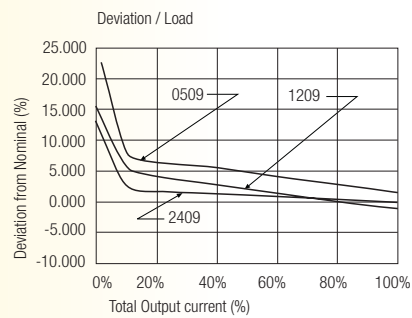
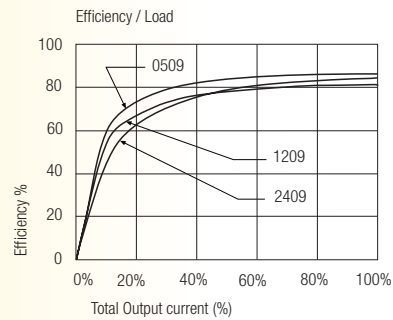
Relative Humidity	MSL Level 1	95% RH
Package Weight	RTS types	2.1g
	RTD types	2.5g
MTBF (+25°C)	} Detailed Information see Application Notes chapter "MTBF" using MIL-HDBK 217F	886 x 10 ³ hours
(+85°C)		128 x 10 ³ hours

Typical Characteristics

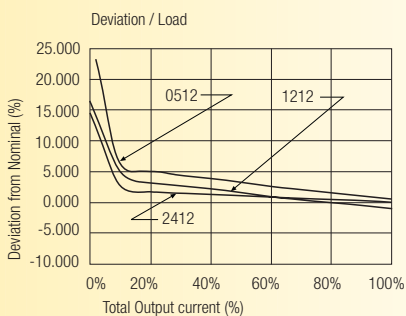
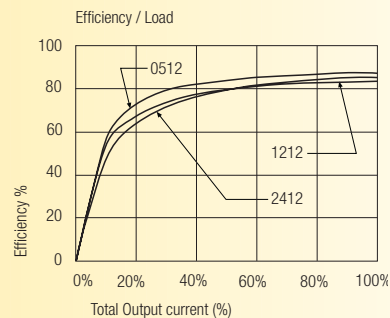
RTS-xx05



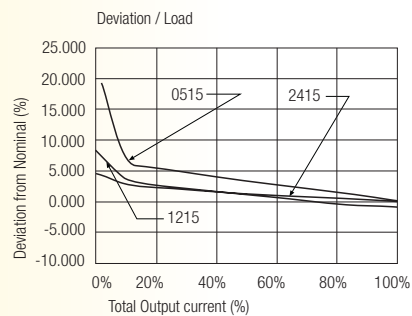
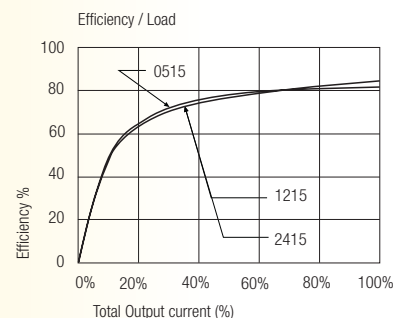
RTS-xx09



RTS-xx12

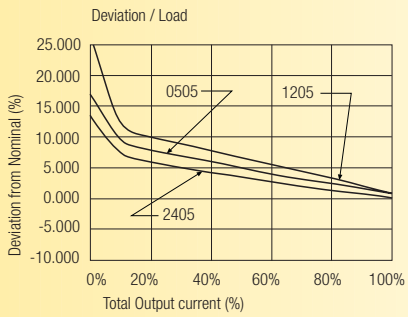
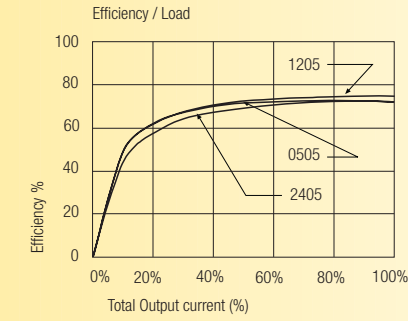


RTS-xx15

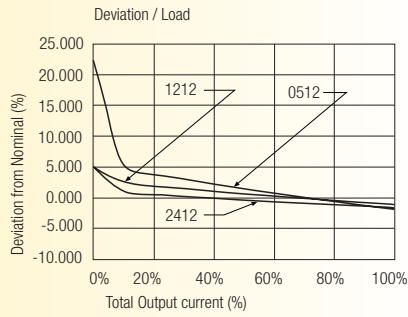
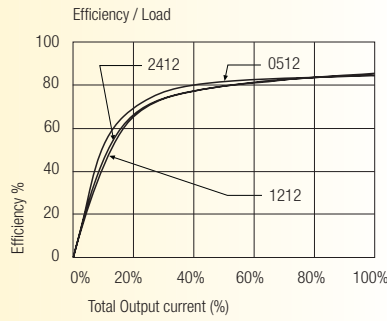


Typical Characteristics

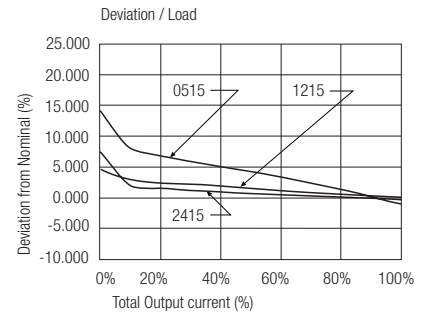
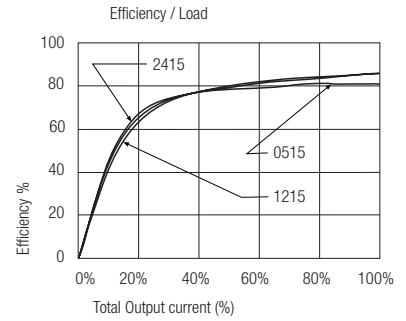
RTD-xx05



RTD-xx12

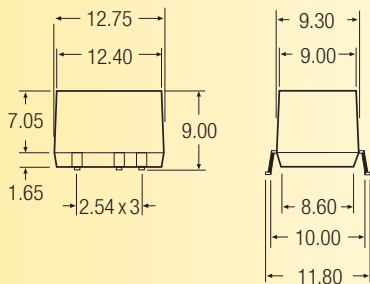


RTD-xx15



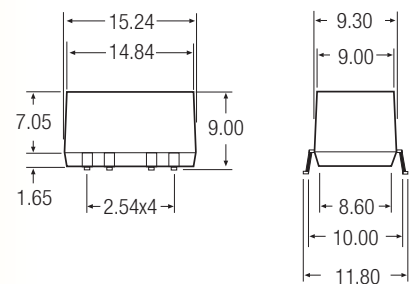
Package Style and Pinning (mm)

8 PIN Single SMD Package

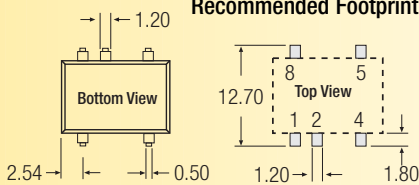


10 PIN Dual SMD Package

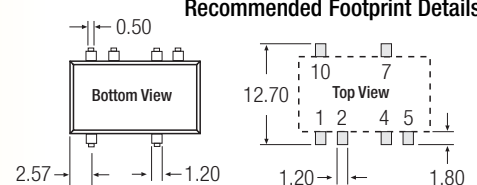
3rd angle projection



Recommended Footprint Details



Recommended Footprint Details



Pin Connections

Pin #	Single	Dual
1	-Vin	-Vin
2	+Vin	+Vin
4	-Vout	Com
5	+Vout	-Vout
7	No Pin	+Vout
8	NC	No Pin
10	No Pin	NC

NC = No Connection
XX.X ± 0.5 mm
XX.XX ± 0.25 mm