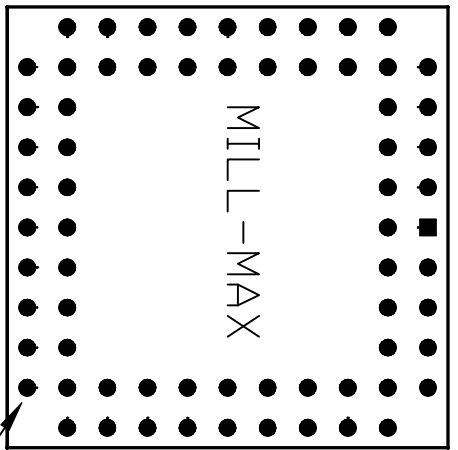
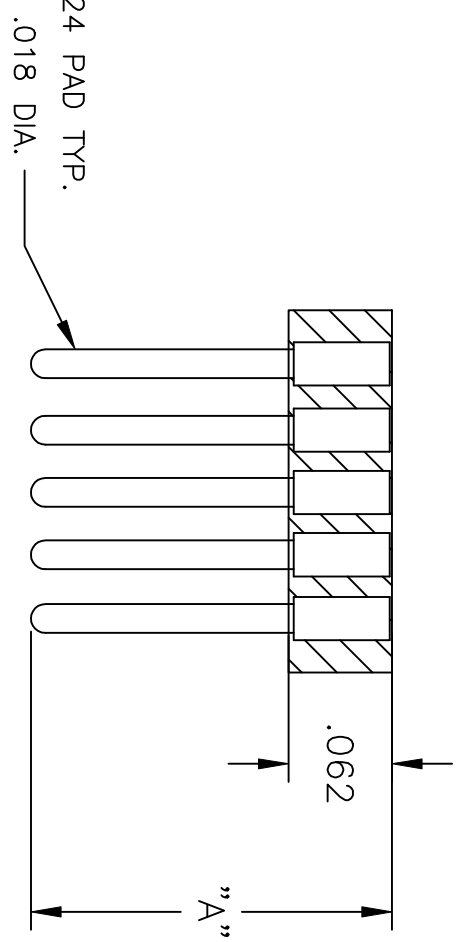
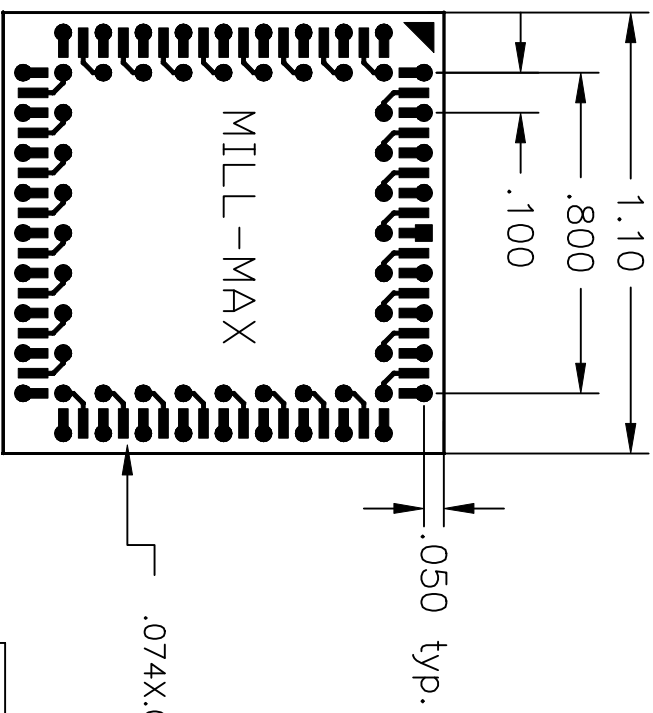


DATABASE #	FILENAME	REV	DATE	DESCRIPTION
		-		



PIN SIDE  
 .042 RND  
 PAD TYP.

"A" LENGTH	PIN PLATING	ORDER AS:	DESCRIPTION
.200"	TIN/LEAD	S894-90-068-00-240000	SINGLE PLCC ADAPTER
.200"	GOLD	S894-10-068-00-240000	SINGLE PLCC ADAPTER
.303"	TIN/LEAD	S894-90-068-00-241000	SINGLE PLCC ADAPTER
.303"	TIN/LEAD	S894-10-068-00-241000	SINGLE PLCC ADAPTER
.200"	TIN/LEAD	S894-90-068-00-240100	8X8 PANEL OF ADAPTERS
.200"	GOLD	S894-10-068-00-240100	8X8 PANEL OF ADAPTERS
.303"	TIN/LEAD	S894-90-068-00-241100	8X8 PANEL OF ADAPTERS
.303"	TIN/LEAD	S894-10-068-00-241100	8X8 PANEL OF ADAPTERS

TOLERANCES UNLESS OTHERWISE NOTED:			
LENGTHS: +/- .005	SCALE	DATE	DRAWN/CHECKED
DIA: +/- .002	N/S	02/19/98	M.H.
ANGLES: + / - 2 DEG	TITLE		
68 POS. PLCC ADAPTER			
DRAWING FOR			AUTOCAD FILENAME
MILL-MAX MFG. CORP.			REV
			-