

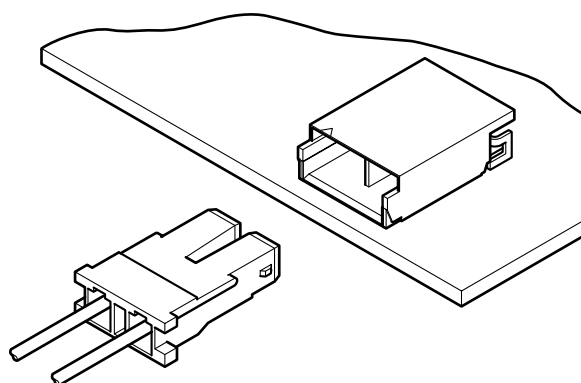
BHS CONNECTOR



Disconnectable Crimp style connectors



Low profile connectors with high withstanding voltage, designed for connecting liquid crystal display backlight lamps to their starters.



Features

• **Low profile**

Allows liquid crystal displays to be thinner, only 3.2mm (.126").

• **SMT configuration**

Shrouded headers are SMT style, suited for high density mounting. The headers feature reinforcing solder tabs to prevent lifting of the header during mating and unmating.

• **Applicable to special wires**

Its crimp style contact can be inserted into the housing with little force, thus making them suitable for use with flexible wires such as those insulated with silicone rubber.

• **Housing lock also serves as polarizing device**

The housing lock, which is also designed to be a polarizing device, prevents both misinsertion and accidental disengagement due to vibration or shock.

• **Two kinds of connections**

The BHS connectors can be used for wire-to-wire or wire-to-board connections.

Specifications

- Current rating: 1.0A AC, DC (AWG #24)
- Voltage rating: 1,400V AC, DC
- Temperature range: -25°C to +85°C
(including temperature rise in applying electrical current)
- Contact resistance: Initial value/10m max.
After environmental testing/20m max.
- Insulation resistance: 1,000M min.
- Withstanding voltage: 3,800V AC/minute
- Applicable wire: AWG #28 to #24
Insulation O.D/0.9 to 1.7mm (.035" to .067")

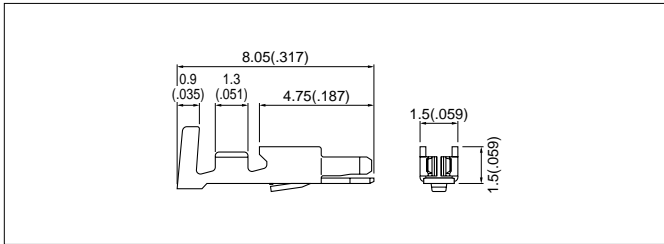
* Contact JST for details.

Standards

Recognized E60389

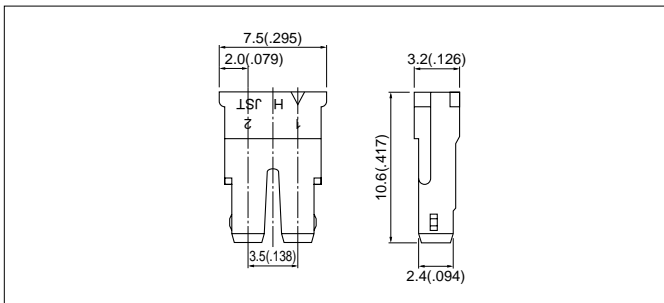
Certified LR20812

Contact



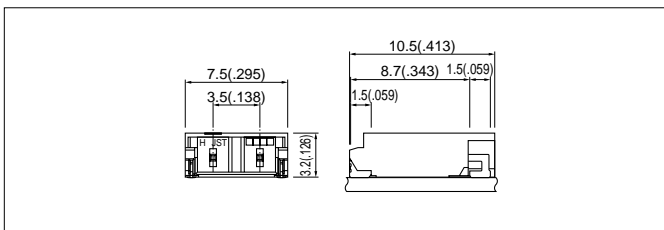
Model No.	Applicable wire			Q'ty / reel
	mm ²	AWG#	Insulation O.D. mm(in.)	
SBHS-002T-P0.5	0.08 to 0.22	28 to 24	0.9 to 1.7(.035 to .067)	10,000
Material and Finish				
Phosphor bronze, tin-plated				

Housing



Circuits	Model No.	Q'ty / bag
2	BHSR-02VS-1	1,000
Material		
Nylon 66, UL94V-0, natural (white)		

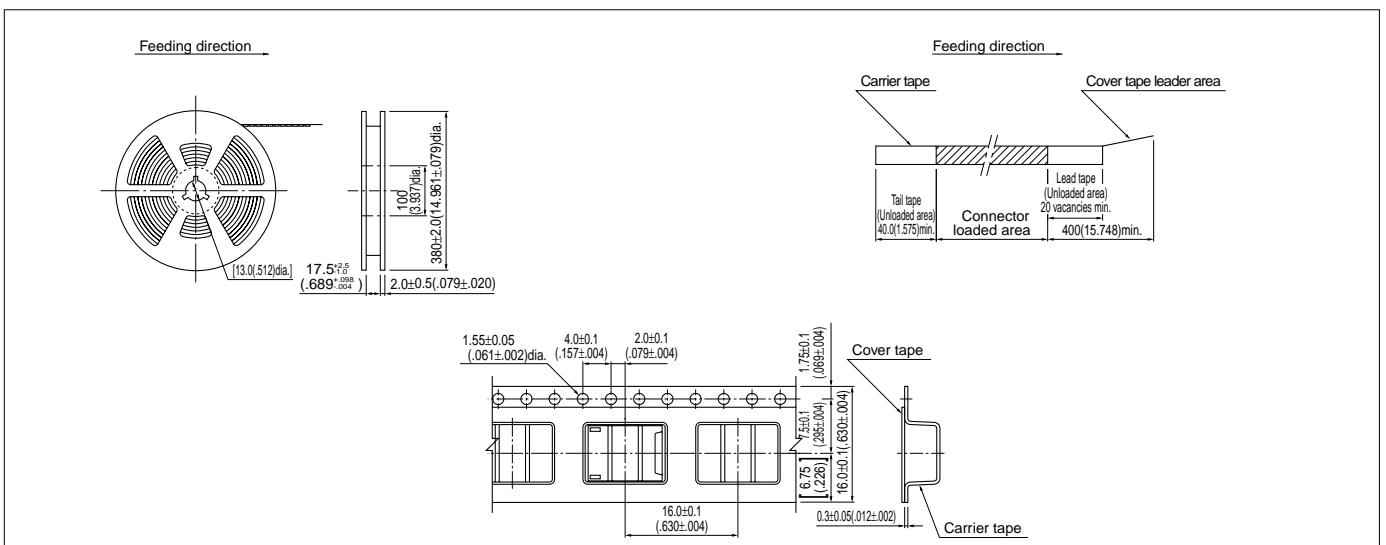
Shrouded header



Circuits	Model No.	Q'ty / reel
2	SM02B-BHSS-1-TB	1,000
Material and Finish		
Post: Brass, copper-undercoated, tin/lead-plated Wafer: Polyamide resin, UL-94V-0, natural (ivory) Solder tab: Brass, copper-undercoated, tin/lead-plated		

Note: The products listed above are supplied on embossed tape.

Taping specifications

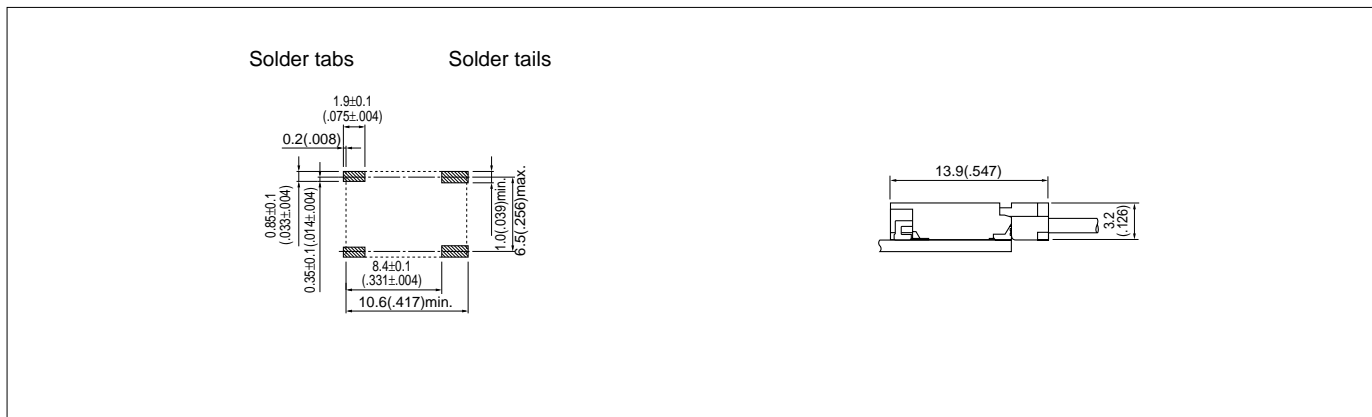


Note:

- Specifications conform to JIS C 0806. The tape width, connector recess dimensions, etc. are determined by the number of circuits and external shape of the connector to be loaded.
- Specifications are subject to change without prior notice.

BHS CONNECTOR

PC board layout (viewed from component side) and Assembly layout



Applicator for the semi-automatic press AP-K2N

Contact	Crimp applicator MKS-L		Compact crimp applicator MKS-LS		Strip-crimp applicator MKS-SC
	with safety cover	without safety cover	with safety cover	without safety cover	with safety cover
SBHS-002T-P0.5	APLMK SBH002-05	APLNC SBH002-05	-	-	-