

SCHOTTKY DIODES

Silicon Schottky Barrier Diodes in DO-35 Package

for general purpose applications with low forward voltage drop and very fast switching times.

Using the type designations LL101A, LL103A, and so on, these Schottky Barrier diodes are available in the MiniMELF package with the same electrical characteristics.

Type	Peak Inv. Voltage PIV	Power Dissipation at 25°C	Junction and Storage Temp.	Forward Voltage Drop V_F at I_F				Reverse Current I_R at V_R		Capacitance at $V_F = V_R = 0$, $f = 1$ MHz	Reverse Recovery Time t_r	Conditions
	Volts	max. mW	max. °C	max. V	at mA	max. V	at mA	max. μ A	at V	max. pF	max. ns	
SD101A*	60	400	200	0.41	1	1.0	15	0.2	50	2.0	1	$I_F = I_R = 5$ mA to 0.1 I_R
SD101B	50	400	200	0.40	1	0.95	15	0.2	40	2.1	1	$I_F = I_R = 5$ mA to 0.1 I_R
SD101C	40	400	200	0.39	1	0.90	15	0.2	30	2.2	1	$I_F = I_R = 5$ mA to 0.1 I_R
SD103A	40	400	125	0.37	20	0.6	200	5.0	30	50	10	$I_F = I_R = 200$ mA to 0.1 I_R
SD103B	30	400	125	0.37	20	0.6	200	5.0	20	50	10	$I_F = I_R = 200$ mA to 0.1 I_R
SD103C	20	400	125	0.37	20	0.6	200	5.0	10	50	10	$I_F = I_R = 200$ mA to 0.1 I_R

* JEDEC Equivalent: 1N6263

SOLID STATE TUNER COMPONENTS

Variable-Capacitance Tuner Diodes (delivered in matched sets)

Type	Package	Capacitance		Capacitance Ratio				Series Resistance			Reverse Current		
		min. pF	max. pF	at V_R V	min.	max.	at $V_R =$ V to V	Ω typ.	Ω max.	at fMHz	and CpF	max. nA	at V_R V
BB221	DO-35	1.8	2.2	28	8.0	9.5	1 to 28	0.55	0.7	470	9	30	30
BB222	DO-35	1.8	2.5	28	7.3	9.5	1 to 28	0.80	1.0	470	9	30	30
BB329	DO-35	2.5	3.2	28	12	-	1 to 28	0.85	-	330	25	30	30
BB404A***	TO-236	42	43.5	2	1.65	1.75	2 to 8	-	0.4	100	38	20	10
BB404B	TO-236	43	44.5	2	1.65	1.75	2 to 8	-	0.4	100	38	20	10
BB404C	TO-236	44	45.5	2	1.65	1.75	2 to 8	-	0.4	100	38	20	10
BB404D	TO-236	45	46.5	2	1.65	1.75	2 to 8	-	0.4	100	38	20	10
BB404E	TO-236	46	47.5	2	1.65	1.75	2 to 8	-	0.4	100	38	20	10
BB510	TO-236**	440	600	1	15	-	1 to 9	-	-	-	-	30	10
BB521*	DO-35	1.8	2.2	28	8.0	9.5	1 to 28	0.55	0.7	470	9	30	30
BB523	DO-35	1.9	2.25	28	9.5	15	1 to 28	-	0.8	470	14	30	30
BB529*	DO-35	2.5	3.2	28	12	-	1 to 28	0.85	-	330	25	30	30
BB531	DO-35	3.15	3.55	28	19.5	25	1 to 28	0.9	1.0	300	25	30	30
BB601	$\approx 60A2$	0.9	1.2	28	8.0	9	1 to 28	-	1.2	470	9	30	30
BB621*	MiniMELF	1.8	2.2	28	8.0	9.5	1 to 28	0.55	0.7	470	9	30	30
BB622	MiniMELF	1.8	2.5	28	7.3	9.5	1 to 28	0.80	1.0	470	9	30	30
BB623	MiniMELF	1.9	2.25	28	9.5	15	1 to 28	-	0.8	470	14	30	30
BB629*	MiniMELF	2.5	3.2	28	12	-	1 to 28	0.85	-	330	25	30	30
BB631	MiniMELF	3.15	3.55	28	19.5	25	1 to 28	0.9	1.0	300	25	30	30
BB721	$\approx 60A2$	2.0	2.29	28	8.0	-	1 to 28	-	0.5	470	14	30	30
BB723	$\approx 60A2$	1.9	2.25	28	9.5	15	1 to 28	-	0.8	470	14	30	30
BB729	$\approx 60A2$	2.38	2.93	28	12	-	1 to 28	-	0.8	470	25	30	30
BB730	$\approx 60A2$	2.7	2.9	28	14.8	16.8	1 to 28	-	0.9	330	25	30	28
BB731	$\approx 60A2$	3.15	3.55	28	19.5	25	1 to 28	0.9	1.0	300	25	30	30

* These types are successors of types BB221 and BB329 respectively, providing an improved linearity of the capacitance versus reverse bias curve.

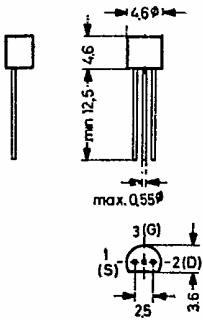
** Pins 1 and 2: Cathode, Pin 3: Anode

*** The types BB404 are dual capacitance diodes with common cathode. Pin 1: Cathode, Pin 2: Anode 1, Pin 3: Anode 2.

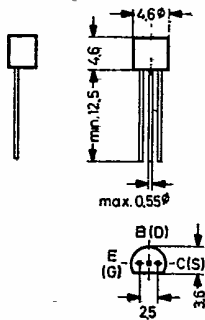
PACKAGE OUTLINES

All Dimensions in mm

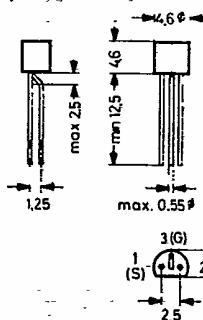
TO-92 Plastic Package (10D3)
Pin in-Line "A"
Weight approx. 0.18 g



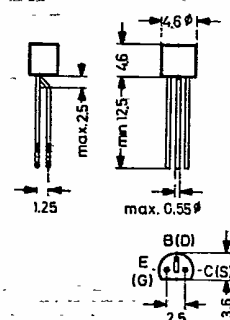
TO-92 Plastic Package (10D3)
Pins in-Line "B"
Weight approx. 0.18 g



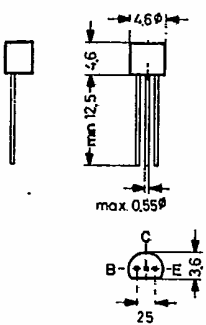
TO-92 Plastic Package
Pins TO-18 "A"
Weight approx. 0.18 g



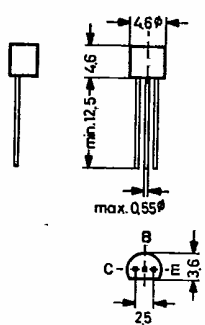
TO-92 Plastic Package
Pins TO-18 "B"
Weight approx. 0.18 g



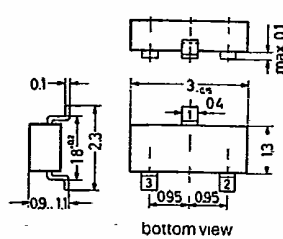
TO-92 Plastic Package
Pins in-Line "D"
Weight approx. 0.18 g



TO-92 Plastic Package
Pins in-Line "E"
Weight approx. 0.18 g



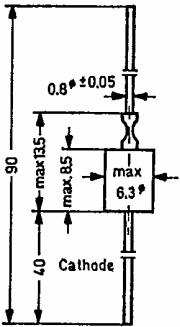
TO-236 Plastic Package (23A3)
Weight approx. 0.01 g



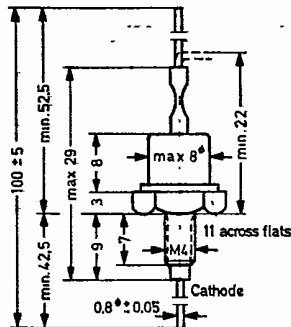
PACKAGE OUTLINES

All Dimensions in mm

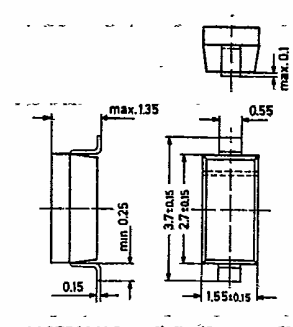
DO-13 Metal Case
Weight approx. 1.4 g



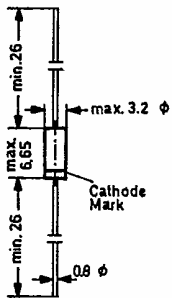
Stud-Mounted Metal Case
Weight approx. 6 g



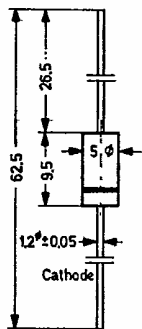
60A2 Diode Plastic Package
Weight approx. 0.013 g



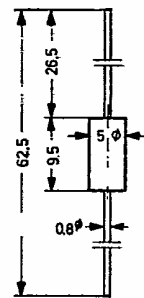
Diode Plastic Package P1
Weight approx. 0.4 g



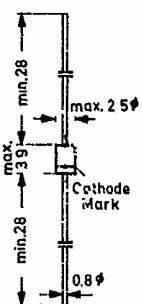
Diode Plastic Package P2
Weight approx. 1 g



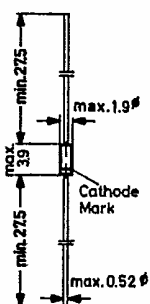
Diode Plastic Package P3
Weight approx. 0.6 g



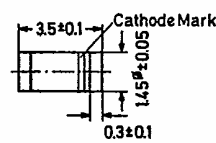
DO-41 Glass Case
Weight approx. 0.35 g



DO-35 Glass Case
Weight approx. 0.13 g



MiniMELF Glass Case
Weight approx. 0.05 g



MELF Glass Case
Weight approx. 0.25 g

