

TECHNICAL DATA SHEET 4199, REV. -

**TRANSIENT VOLTAGE SUPPRESSOR 5000 WATT SERIES
GLASS PASSIVATED DIE/CELL**

FEATURES

- 5000W peak pulse power dissipation
- Glass passivated junction
- Low incremental surge resistance
- Excellent clamping capability
- Repetition rate (duty cycle): 0.05%
- Fast response time: typically less than 1.0 ps
- Typical IR less than 1 μ A above 10V

APPLICATIONS

- ✓ Power Supply Surge Protection
- ✓ Data Link Surge Protection
- ✓ Lightning Transient Suppression
- ✓ Electrostatic Protection

DESCRIPTION

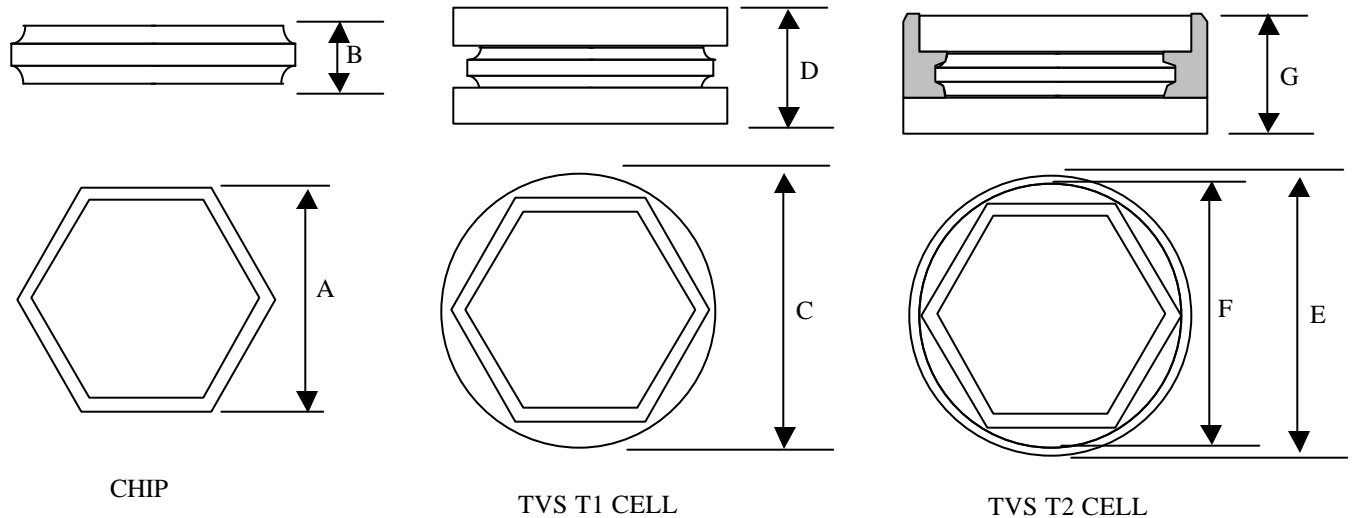
This is a transient voltage suppressor series extending from 5.0 volts to 100 volts. It is available in either uni-directional or bi-directional configurations.

The cell version is available in a Type 1 configuration with double tabs. A Type 2 configuration with silicone edge protection protecting the edge of the die and the die cavity between the double tabs is also available as a custom option.

ELECTRICAL CHARACTERISTICS

PARAMETER	SYMBOL	Test Conditions	Min	TYP	Max	Unit
Peak Pulse Power	Pppm	TA = 25 8C, Tp = 1 ms (Note 1)	5000			Watts
Electrical Parameters				See Table		
Maximum Solder Temperature	Tmax	10 Second exposure			250	8C
Operating & Storage Temperature		Tj, Tstg	-55		175	8C

Note 1: Non-repetitive current pulse, per Fig. 3 and derated above TA = 25 8C per Fig. 2.



A	B	C	D	E	F	G
220	13.5	277	98	305	277	98

Note 1: All dimension in MIL

Note 2: The dimension is for low voltage parts (<40V) only. The dimension B, D and G will be larger for high voltage parts (>40V).

TECHNICAL DATA SHEET 4199, REV. -

Note 2: Die only configuration requires user to provide adequate energy absorption.

SEN-R-1050-XXX 5000 Watt TVS Series

Part Number	V_r	V_z min	V_z max	I_z (mA)	V_{cc} (V)	I_p (A)	I_r max
	(V)	@ I_z (V)	@ I_z (V)				@ V_r (μ A)
SEN-R-1050-001	5.0	6.40	7.00	50	9.2	544.0	10000
SEN-R-1050-002	6.0	6.67	7.37	50	10.3	486.0	10000
SEN-R-1050-003	6.5	7.22	7.98	50	11.2	447.0	4000
SEN-R-1050-004	7.0	7.78	8.60	50	12.0	417.0	2000
SEN-R-1050-005	7.5	8.33	9.21	5	12.9	388.0	500
SEN-R-1050-006	8.0	8.89	9.83	5	13.6	368.0	300
SEN-R-1050-007	8.5	9.44	10.40	5	14.4	348.0	100
SEN-R-1050-008	9.0	10.00	11.10	5	15.4	325.0	40
SEN-R-1050-009	10.0	11.10	12.30	5	17.0	295.0	30
SEN-R-1050-010	11.0	12.20	13.50	5	18.2	275.0	10
SEN-R-1050-011	12.0	13.30	14.70	5	19.9	252.0	10
SEN-R-1050-012	13.0	14.40	15.90	5	21.5	233.0	10
SEN-R-1050-013	14.0	15.60	17.20	5	23.2	216.0	10
SEN-R-1050-014	15.0	16.70	18.50	5	24.4	205.0	10
SEN-R-1050-015	16.0	17.80	19.70	5	26.0	193.0	10
SEN-R-1050-016	17.0	18.90	20.90	5	27.6	181.0	10
SEN-R-1050-017	18.0	20.00	22.10	5	29.2	172.0	10
SEN-R-1050-018	20.0	22.20	24.50	5	32.4	154.0	10
SEN-R-1050-019	22.0	24.00	26.90	5	35.5	141.0	10
SEN-R-1050-020	24.0	26.70	29.50	5	38.9	129.0	10
SEN-R-1050-021	26.0	28.90	31.90	5	42.1	119.0	10
SEN-R-1050-022	28.0	31.10	34.40	5	45.4	110.0	10
SEN-R-1050-023	30.0	33.30	36.80	5	48.4	103.0	10
SEN-R-1050-024	33.0	36.70	40.60	5	53.3	93.9	10
SEN-R-1050-025	36.0	40.00	44.20	5	58.1	86.1	10
SEN-R-1050-026	40.0	44.40	49.10	5	64.5	77.6	10
SEN-R-1050-027	43.0	47.80	52.80	5	69.4	72.1	10
SEN-R-1050-028	45.0	50.00	55.30	5	72.7	68.8	10
SEN-R-1050-029	48.0	53.30	58.90	5	77.4	64.7	10
SEN-R-1050-030	51.0	56.70	62.70	5	82.4	60.7	10
SEN-R-1050-031	54.0	60.00	66.30	5	87.1	57.5	10
SEN-R-1050-032	58.0	64.40	71.20	5	93.6	53.5	10
SEN-R-1050-033	60.0	66.70	73.70	5	96.8	51.7	10
SEN-R-1050-034	64.0	71.10	78.60	5	103.0	48.6	10
SEN-R-1050-035	70.0	77.80	86.00	5	113.0	44.3	10
SEN-R-1050-036	75.0	83.30	92.10	5	121.0	41.4	10
SEN-R-1050-037	78.0	86.70	95.80	5	126.0	39.7	10
SEN-R-1050-038	85.0	94.40	104.00	5	137.0	36.5	10
SEN-R-1050-039	90.0	100.00	111.00	5	146.0	34.3	10
SEN-R-1050-040	100.0	110.00	123.00	5	162.0	30.9	10
SEN-R-1050-041	110.0	122.00	135.00	5	177.0	28.3	10
SEN-R-1050-042	120.0	133.00	147.00	5	193.0	26.0	10
SEN-R-1050-043	130.0	144.00	159.00	5	209.0	24.0	10
SEN-R-1050-044	150.0	167.00	185.00	5	243.0	20.6	10
SEN-R-1050-045	160.0	178.00	197.00	5	259.0	19.3	10
SEN-R-1050-046	170.0	189.00	209.00	5	275.0	18.2	10
SEN-R-1050-047	180.0	200.00	233.00	5	289.0	17.3	10

TECHNICAL DATA SHEET 4199, REV. -

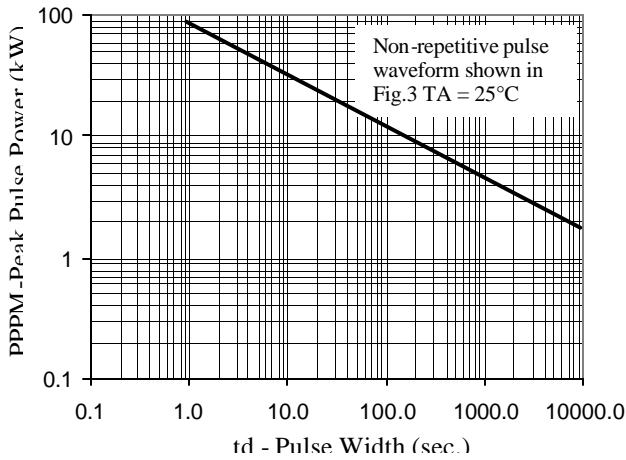


Fig. 1 - Peak Pulse Power Rating Curve

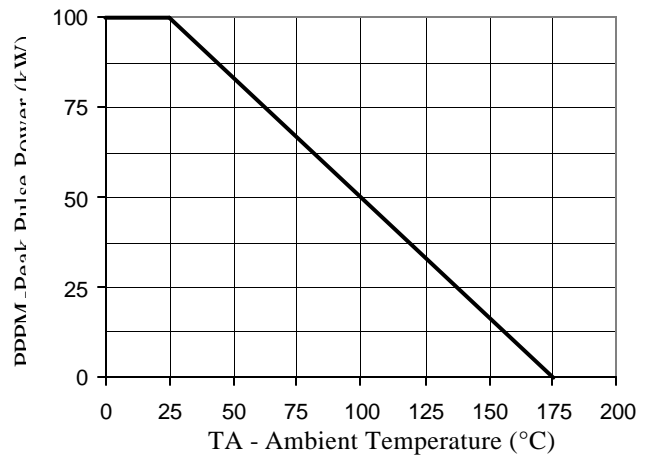


Fig.2 - Pulse Derating Curve

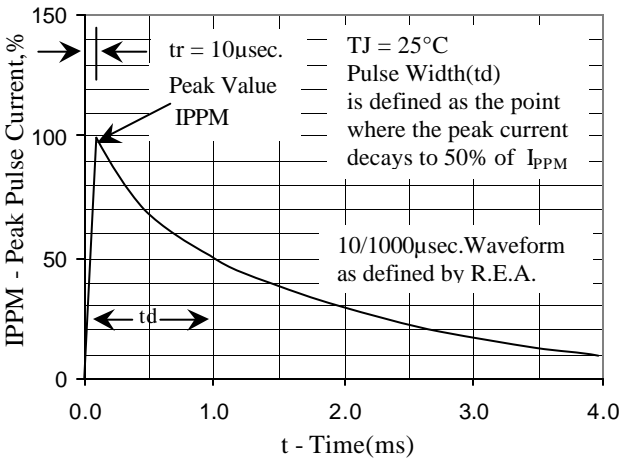


Fig.3 - Pulse Waveform

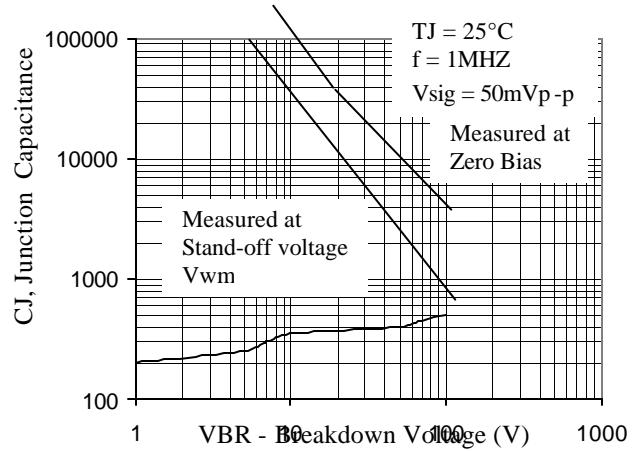


Fig. 4 - Typical Junction Capacitance

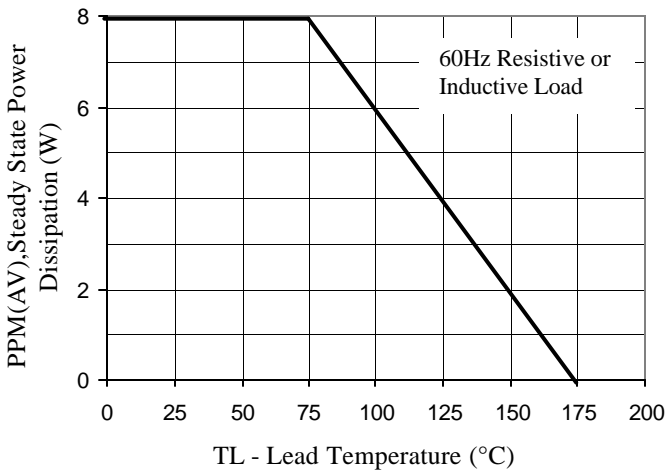


Fig. 5 - Steady State Power Derating Curve

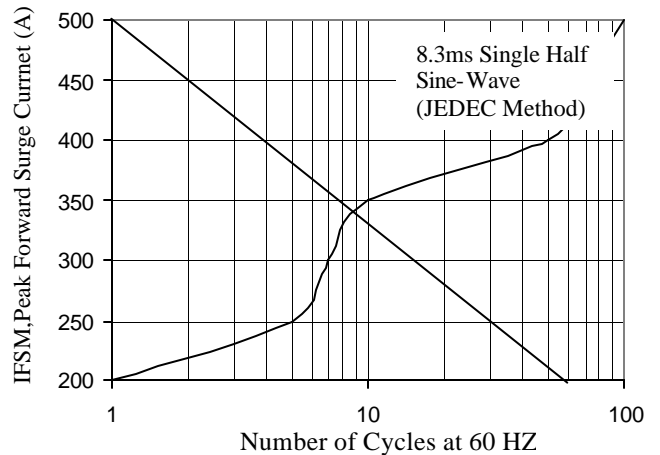


Fig.6 - Maximum Non-repetitive Forward Surge current

TECHNICAL DATA

DISCLAIMER:

- 1- The information given herein, including the specifications and dimensions, is subject to change without prior notice to improve product characteristics. Before ordering, purchasers are advised to contact the Sensitron Semiconductor sales department for the latest version of the datasheet(s).
- 2- In cases where extremely high reliability is required (such as use in nuclear power control, aerospace and aviation, traffic equipment, medical equipment, and safety equipment), safety should be ensured by using semiconductor devices that feature assured safety or by means of users' fail-safe precautions or other arrangement.
- 3- In no event shall Sensitron Semiconductor be liable for any damages that may result from an accident or any other cause during operation of the user's units according to the datasheet(s). Sensitron Semiconductor assumes no responsibility for any intellectual property claims or any other problems that may result from applications of information, products or circuits described in the datasheets.
- 4- In no event shall Sensitron Semiconductor be liable for any failure in a semiconductor device or any secondary damage resulting from use at a value exceeding the absolute maximum rating.
- 5- No license is granted by the datasheet(s) under any patents or other rights of any third party or Sensitron Semiconductor.
- 6- The datasheet(s) may not be reproduced or duplicated, in any form, in whole or part, without the expressed written permission of Sensitron Semiconductor.
- 7- The products (technologies) described in the datasheet(s) are not to be provided to any party whose purpose in their application will hinder maintenance of international peace and safety nor are they to be applied to that purpose by their direct purchasers or any third party. When exporting these products (technologies), the necessary procedures are to be taken in accordance with related laws and regulations.