


SMD Power Inductors - SESI 18 W



- Energy storage, smoothing, filtering
- Low profile and light
- Highly efficient and reliable
- Materials meet UL 94-V0 rating
- Suited for IR and vapor reflow soldering
- Frequency range up to 1 MHz
- Operating temperature range: -40 to +100°C
- Weight: 10 grams

Electrical Data

Part Number	L _{1,2} no load µH	I _{3,6} rated A	L _{2,4} at rated I µH	I ₅ peak max A	R _{dc} Max at 25°C mΩ
5K6 1W	6.2	9.8	4.2	13.6	7.5
8K2 1W	8.6	8.3	5.7	11.5	9.0
11K 1W	11.5	7.2	7.7	10	12
15K 1W	14.7	6.35	10.5	8.9	15
18K 1W	18.4	5.7	12.6	7.9	17
22K 1W	22.5	5.1	15.4	7.2	20
22K 2W	22.4	5.6	21.0	7.3	24
27K 1W	27.0	4.7	18.9	6.5	25
37K 1W	37.0	4.0	25.9	5.6	29
49K 1W	49.0	3.5	34.3	4.8	45

Part Number	L _{1,2} no load µH	I _{3,6} rated A	L _{2,4} at rated I µH	I ₅ peak max A	R _{dc} Max at 25°C mΩ
56K 1W	56	3.3	39	4.6	48
70K 1W	70	2.9	49	4.1	65
86K 1W	86	2.6	60	3.7	72
M10 1W	103	2.4	70	3.3	75
M12 1W	122	2.2	84	3.1	115
M15 1W	154	1.95	105	2.7	125
M18 1W	177	1.8	126	2.6	175
M22 1W	228	1.6	154	2.3	210
M33 1W	334	1.34	231	1.9	250

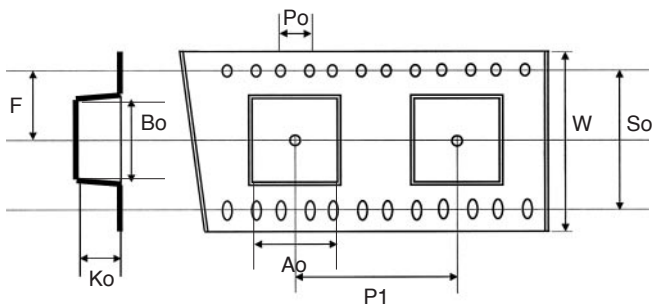
To order, please specify: SESI 18 xxx xW

Notes

1. Tolerance $\pm 10\%$ for $L > 10 \mu\text{H}$, $\pm 20\%$ for $L \leq 10 \mu\text{H}$
2. Inductance at 0.5V, 100kHz
3. Irated (permanent DC) without heatsink ;
With heatsink $I = I_{\text{rated}} \times 1.4$
4. Typical inductance value at recommended full load
5. I_{peak max} = maximum peak value of current at +100°C; L value not guaranteed
6. 40% admissible I_{ripple} over I_{rated} at $f=200 \text{ kHz}$

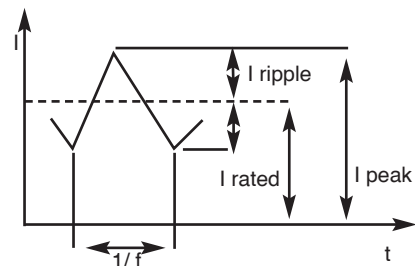
Packaging (mm)

Tape and Reel: 300 pieces per reel of diameter 330 mm



Ao: 19.4	F: 20.2	W: 44.0
Bo: 26.4	P1: 24.0	So: 40.4
Ko: 8.4	Po: 4.0	

Connections



Dimensions (mm) Typical values

