

Features

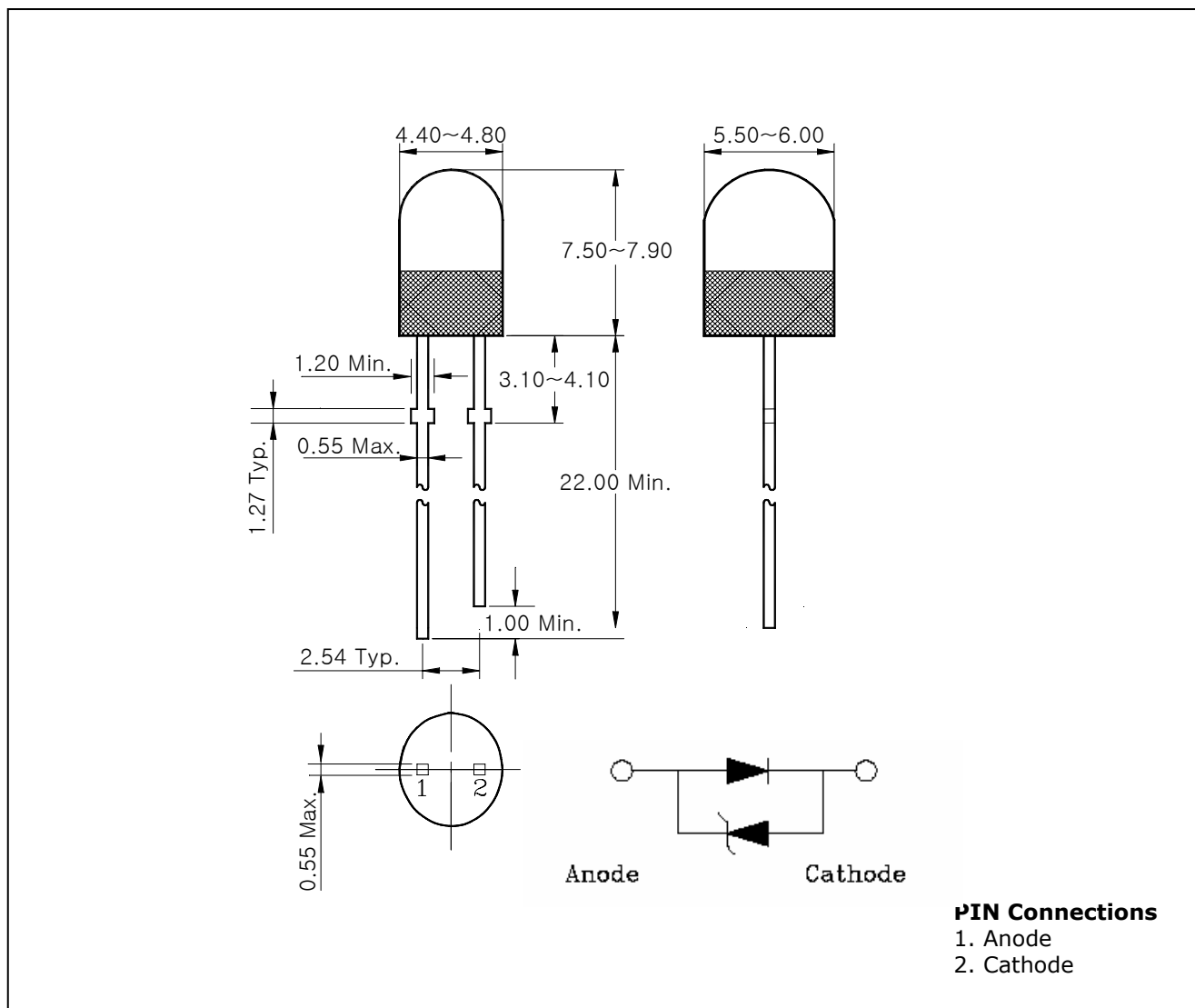
- Green colored diffusion lens type
- Ellipse type(X=4.6mm, Y=5.8mm)
- Super luminosity
- Flangeless package
- High power LEDs
- Oval shape
- Lens color : Green
- View angle : 70° / 34°
- **E ; ESD Protected ($\pm 2.0\text{KV}$, 3 times @100pF, 1.5K Ω)**

Application

- Full color displays
- Message boards
- Variable message signs(VMS)

Outline Dimensions

unit : mm



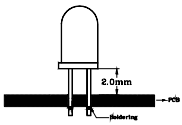
Absolute Maximum Ratings

(Ta=25°C)

Characteristic	Symbol	Rating	Unit
Power dissipation	P_D	150	mW
Forward current	I_F	40	mA
*1Peak forward current	I_{FP}	50	mA
Operating temperature range	T_{opr}	-25~85	°C
Storage temperature range	T_{stg}	-30~100	°C
*2Soldering temperature	T_{sol}	260°C for 10 seconds	

*1.Duty ratio = 1/16, Pulse width = 0.1ms

*2.Keep the distance more than 2.0mm from PCB to the bottom of LED package



※ Recommend document
-. LED is very sensitive to ESD.

Electrical / Optical Characteristics

(Ta=25°C)

Characteristic	Symbol	Test Condition	Min.	Typ.	Max.	Unit
Forward voltage	V_F	$I_F= 20mA$	-	3.2	3.8	V
*4Luminous intensity	I_V	$I_F= 20mA$	1760	-	3960	mcd
Dominant wavelength	λ_D	$I_F= 20mA$	516	523	530	nm
Spectrum bandwidth	$\Delta\lambda$	$I_F= 20mA$	-	17	-	nm
*3Half angle	$\theta_{1/2}$	$I_F= 20mA$	-	± 17	-	deg
			-	± 35	-	

*3. $\theta_{1/2}$ is the off-axis angle where the luminous intensity is 1/2 the peak intensity

*4. Luminous intensity maximum tolerance for each grade classification limit is $\pm 18\%$

*4. Luminous Intensity Classification

S	T ₁	T ₂
1760~2640	2640~3300	3300~3960

(Do not use to combine grade classification. It must be used separately grade classification)

Characteristic Diagrams

Fig. 1 $I_F - V_F$

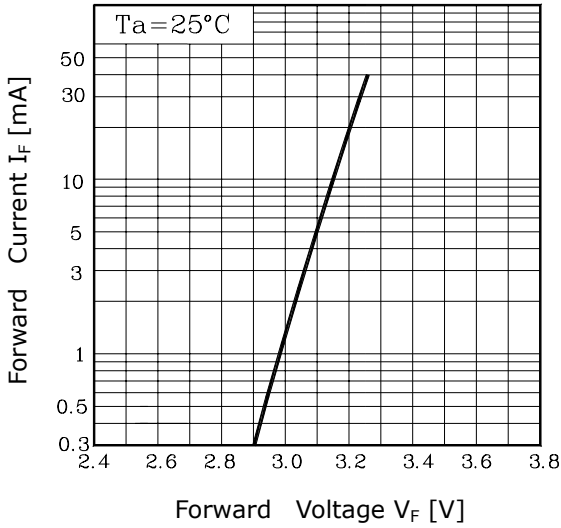


Fig. 2 $I_V - I_F$

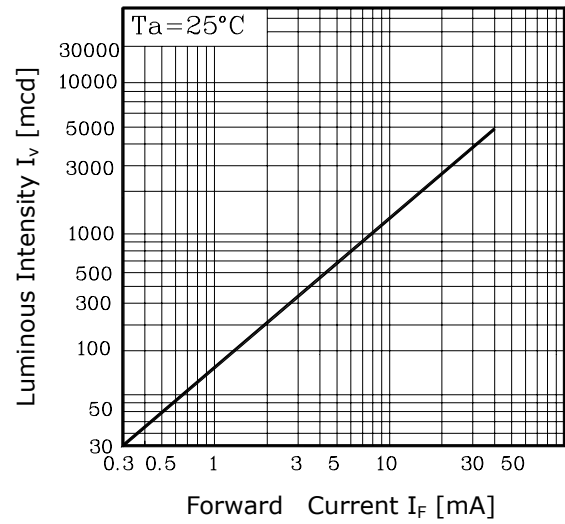


Fig. 3 $I_F - T_a$

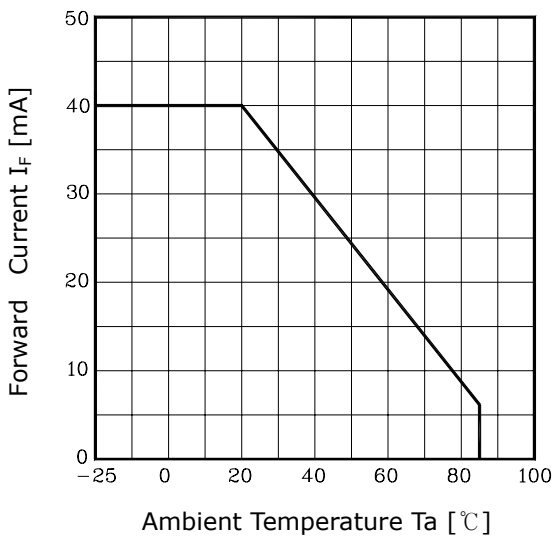


Fig.4 Spectrum Distribution

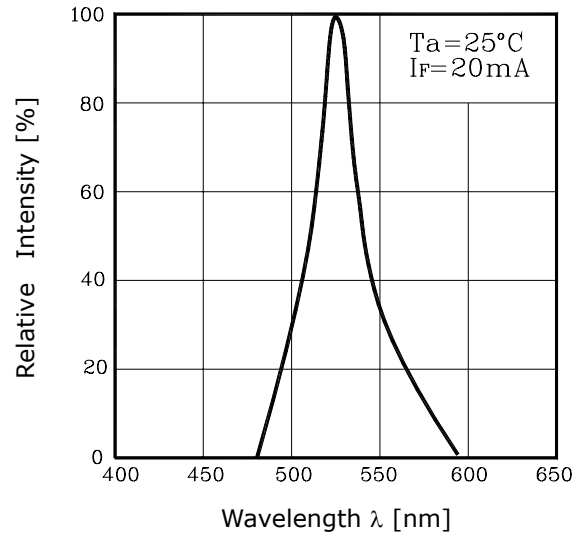


Fig. 5-1 Radiation Diagram(X)

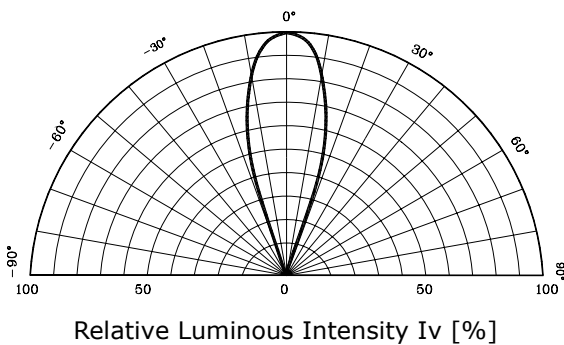
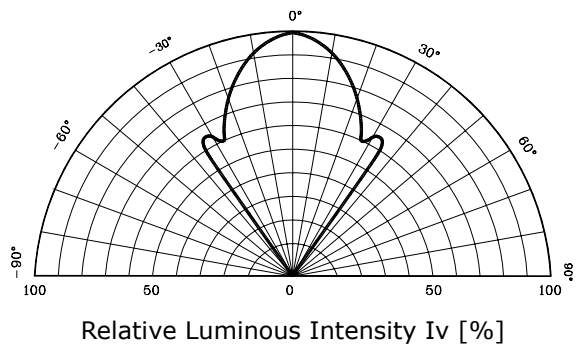


Fig. 5-2 Radiation Diagram(Y)



The AUK Corp. products are intended for the use as components in general electronic equipment (Office and communication equipment, measuring equipment, home appliance, etc.).

Please make sure that you consult with us before you use these AUK Corp. products in equipments which require high quality and / or reliability, and in equipments which could have major impact to the welfare of human life(atomic energy control, airplane, spaceship, transportation, combustion control, all types of safety device, etc.). AUK Corp. cannot accept liability to any damage which may occur in case these AUK Corp. products were used in the mentioned equipments without prior consultation with AUK Corp..

Specifications mentioned in this publication are subject to change without notice.