



Micro Commercial Components
 21201 Itasca Street Chatsworth
 CA 91311
 Phone: (818) 701-4933
 Fax: (818) 701-4939

SK82 THRU SK810

Features

- For Surface Mount Applications
- Extremely Low Thermal Resistance
- Easy Pick And Place
- High Temp Soldering: 250°C for 10 Seconds At Terminals
- High Current Capability With Low Forward Voltage

8 Amp Schottky Rectifier 20 to 100 Volts

Maximum Ratings

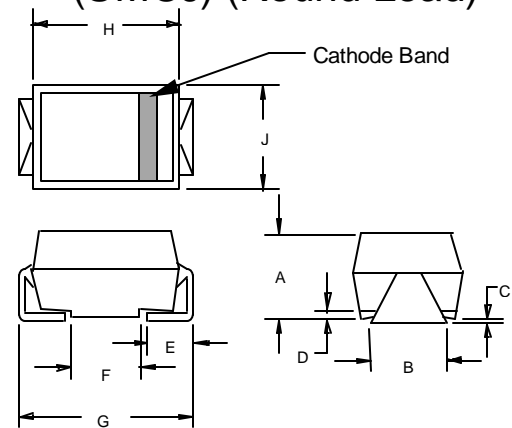
- Operating & Storage Temperature: -55°C to +125°C
- Maximum Junction Temperature: 150°C
- Typical Thermal Resistance: 18°C/W Junction To Lead

MST Part Number	Device Marking	Maximum Recurrent Peak Reverse Voltage	Maximum RMS Voltage	Maximum DC Blocking Voltage
SK82	SK82	20V	14V	20V
SK83	SK83	30V	21V	30V
SK84	SK84	40V	28V	40V
SK845	SK845	45V	31.5V	45V
SK85	SK85	50V	35V	50V
SK86	SK86	60V	42V	60V
SK88	SK88	80V	56V	80V
SK810	SK810	100V	70V	100V

Electrical Characteristics @ 25°C Unless Otherwise Specified

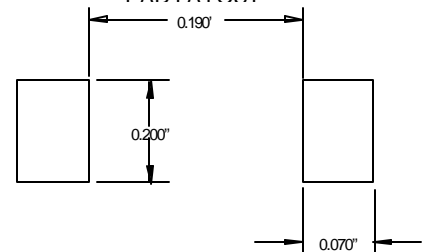
Average Forward Current	$I_{F(AV)}$	8.0A	$T_J = 95^\circ\text{C}$
Peak Forward Surge Current	I_{FSM}	200A	8.3ms, half sine
Maximum Instantaneous Forward Voltage	V_F	.65V .85V	$I_{FM} = 8.0\text{A};$ $T_J = 25^\circ\text{C}^*$
Maximum DC Reverse Current At Rated DC Blocking Voltage	I_R	1mA 20mA	$T_J = 25^\circ\text{C}$ $T_J = 100^\circ\text{C}$
Typical Junction Capacitance	C_J	400pF	Measured at 1.0MHz, $V_R=4.0\text{V}$

DO-214AB (SMCJ) (Round Lead)



DIM	INCHES		MM		NOTE
	MIN	MAX	MIN	MAX	
A	.200	.214	5.08	5.43	
B	.177	.203	4.70	5.30	
C	.002	.005	.05	.13	
D	—	.02	—	.51	
E	.053	.067	1.35	1.70	
F	.168	.179	4.27	4.55	
G	.320	.330	8.13	8.38	
H	.239	.243	6.08	6.18	
J	.234	.240	5.95	6.10	

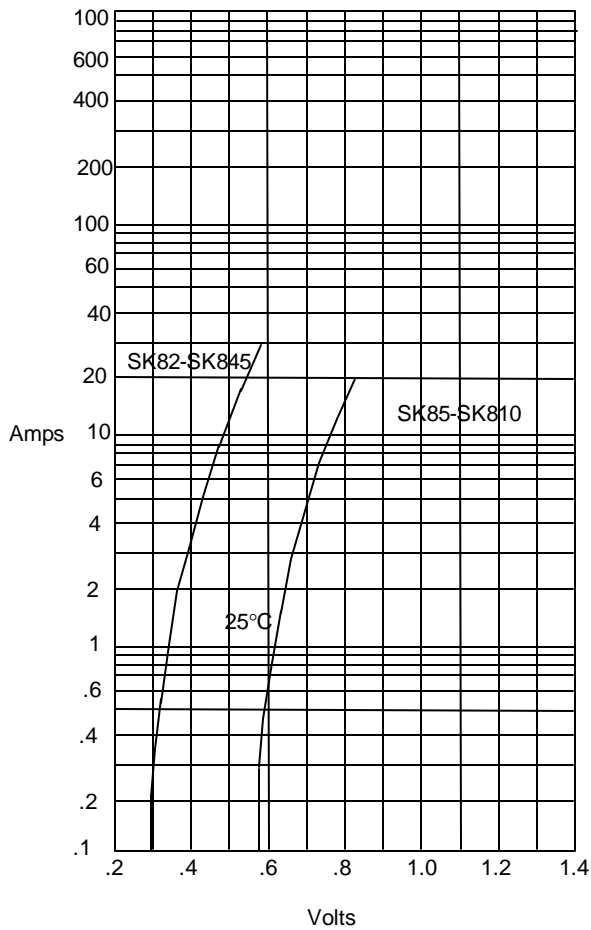
SUGGESTED SOLDER PAD LAYOUT



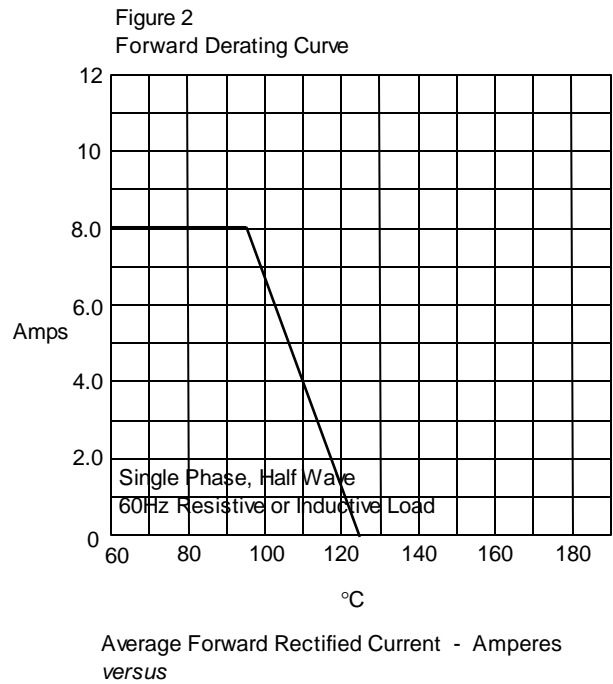
SK82 thru SK810



Figure 1
Typical Forward Characteristics

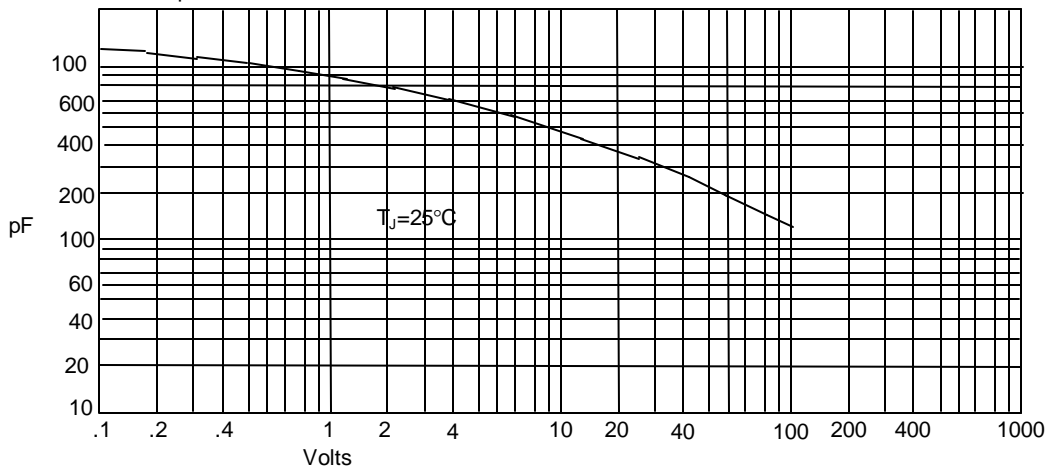


Instantaneous Forward Current - Amperes versus
Instantaneous Forward Voltage - Volts



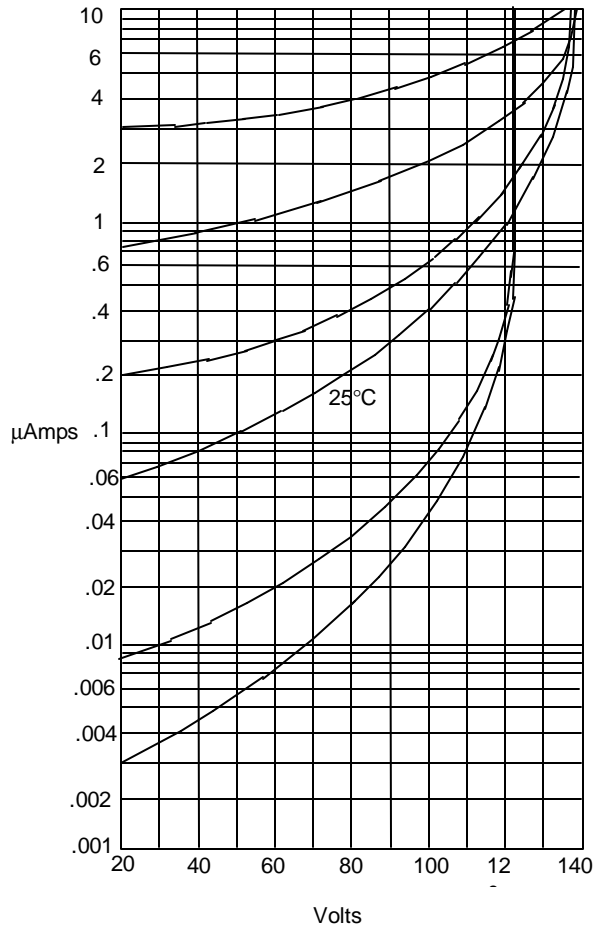
Average Forward Rectified Current - Amperes
versus

Figure 3
Junction Capacitance



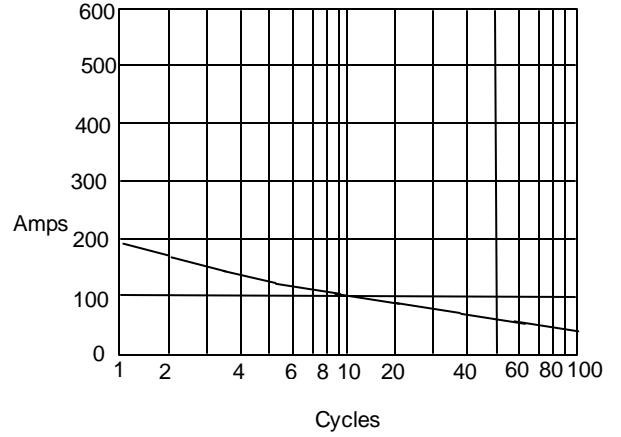
Junction Capacitance - pF versus
Reverse Voltage - Volts

Figure 4
Typical Reverse Characteristics



Instantaneous Reverse Leakage Current - MicroAmperes versus
Percent Of Rated Peak Reverse Voltage - Volts

Figure 5
Peak Forward Surge Current



Peak Forward Surge Current - Amperes versus
Number Of Cycles At 60Hz - Cycles

SK82-SK845
SK85-SK810