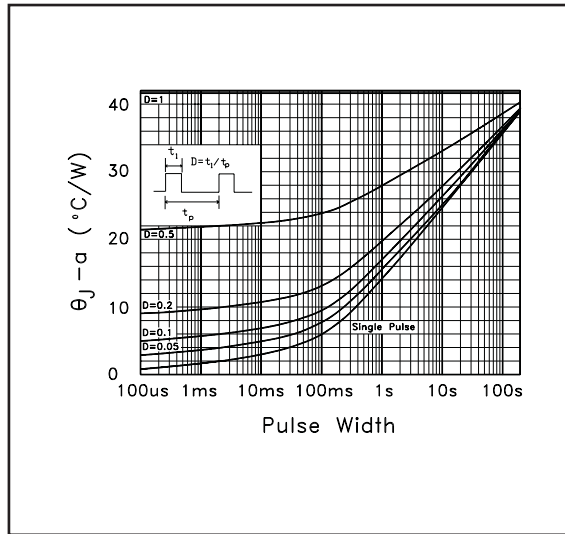


# SOT223 Thermal Resistance and Derating Information

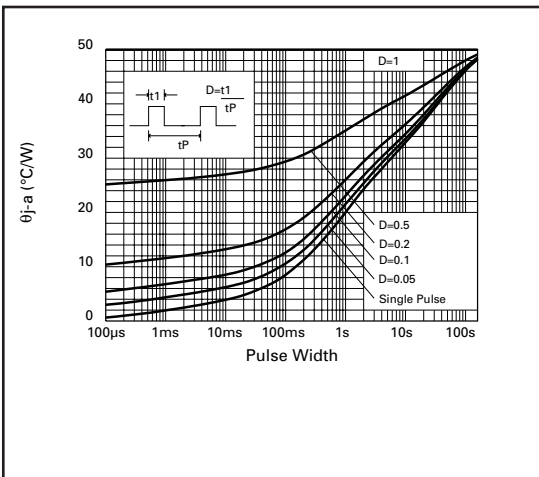
## SOT223 3W devices



$\theta_{j-c}=12^{\circ}\text{C/W}$  Typical  
 $\theta_{j-a}=41.7^{\circ}\text{C/W}$  Maximum

Mounted on a FR4 p.c.b. of 50mm x 50mm (2"x2") connected using 25mm x 0.5mm copper wire

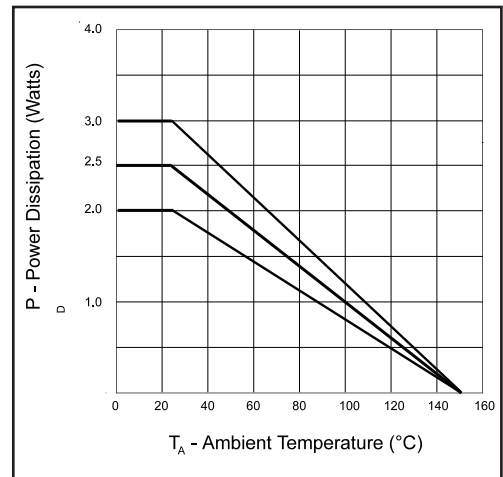
## SOT223 2.5W devices



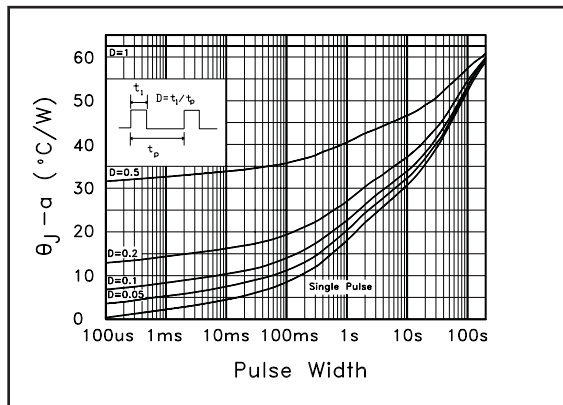
$\theta_{j-c}=13^{\circ}\text{C/W}$  Typical  
 $\theta_{j-a}=50^{\circ}\text{C/W}$  Maximum

Mounted on a FR4 p.c.b. of 50mm x 50mm (2"x2") connected using 25mm x 0.5mm copper wire

## SOT223 2W, 2.5 and 3W Derating



## SOT223 2 Watt devices



$\theta_{j-c}=15^{\circ}\text{C/W}$  Typical  
 $\theta_{j-a}=62.5^{\circ}\text{C/W}$  Maximum

Mounted on a FR4 p.c.b. of 25mm x 25mm (1"x1") connected using 25mm x 0.5mm copper wire