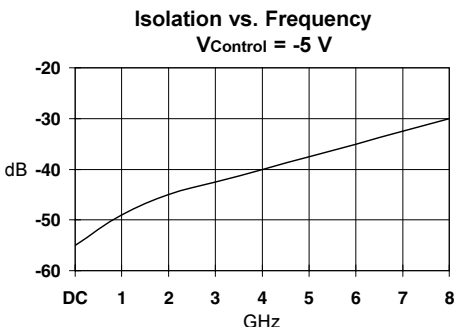


Product Description

Stanford Microdevices' SSW-524 is a high performance Gallium Arsenide Field Effect Transistor MMIC switch housed in a low-cost surface-mountable 8-pin ceramic package.

This single-pole, single-throw, non-reflective switch consumes less than 50uA and operates at -5V and 0V for control bias. P1db at -5V is +25dBm typical and can be increased to +28dBm with -8V supply.

The die is fabricated using 0.5 micron FET process with gold metallization and silicon nitride passivation to achieve excellent performance and reliability.



SSW-524

DC-8 GHz GaAs MMIC SPST Switch



Product Features

- High Isolation : 40dB at 2GHz, 30dB at 8GHz
- Low DC Power Consumption
- Low Insertion Loss : 0.9dB at 2GHz
- Non-Reflective (50 Ohm termination) when Isolated
- Low Cost Surface-Mountable Ceramic Package

Applications

- Analog/Digital Wireless Communications
- AMPS, PCS, DEC and GSM

Electrical Specifications at Ta = 25C

Symbol	Parameters & Test Conditions: $Z_0 = 50 \text{ ohms}, V_{Control} = -5V, T_a = 25^\circ C$		Units	Min.	Typ.	Max.
Ins	Insertion Loss	f = 0.05-2.0 GHz f = 2.0-6.0 GHz f = 6.0-8.0 GHz	dB dB dB		0.9 1.5 1.8	1.3 1.9
Isol	Isolation	f = 0.05-2.0 GHz f = 2.0-6.0 GHz f = 6.0-8.0 GHz	dB dB dB	35 25	45 35 30	
VSWR on	Input & Output VSWR (on or low loss state)	f = 0.05-2.0 GHz f = 2.0-6.0 GHz f = 6.0-8.0 GHz			1.3:1 1.5:1 1.7:1	
VSWR off	Input & Output VSWR (off or isolated state)	f = 0.05-2.0 GHz f = 2.0-6.0 GHz f = 6.0-8.0 GHz			1.3:1 1.5:1 1.7:1	
P1dB	Output Power at 1dB Compression at 2 GHz	V = -5V V = -8V	dBm dBm		+25 +28	
TOIP	Third Order Intercept Point	V = -5V V = -8V	dBm dBm		+44 +47	
Id	Device Current		uA		40	
lsw	Switching Speed 10% to 90% or 90% to 10%		nsec		10	

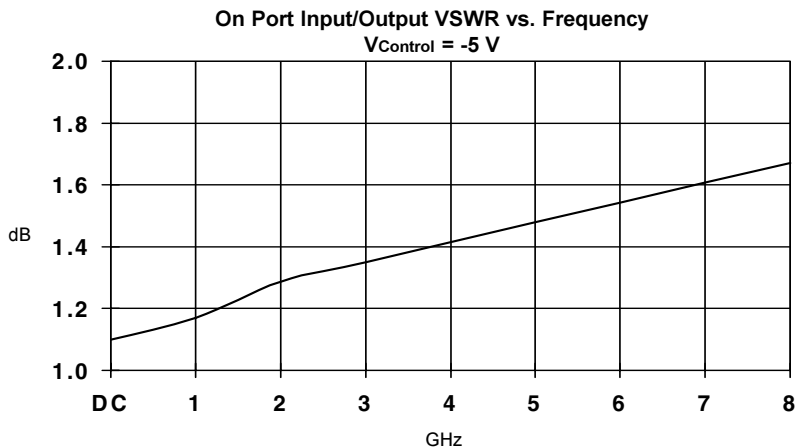
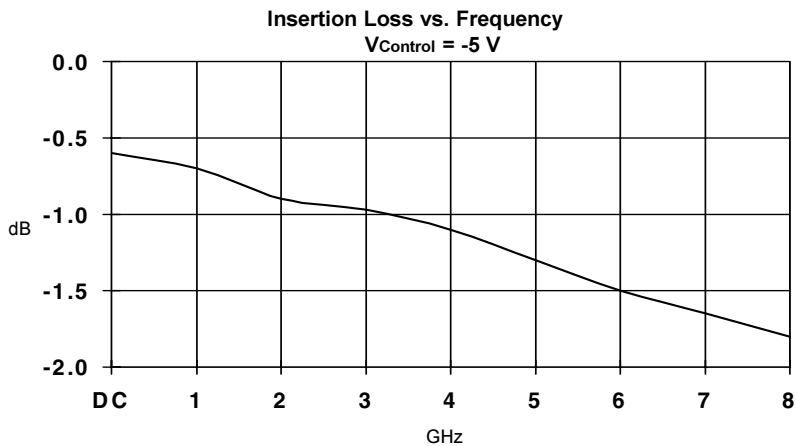
The information provided herein is believed to be reliable at press time. Stanford Microdevices assumes no responsibility for inaccuracies or omissions. Stanford Microdevices assumes no responsibility for the use of this information, and all such information shall be entirely at the user's own risk. Prices and specifications are subject to change without notice. No patent rights or licenses to any of the circuits described herein are implied or granted to any third party. Stanford Microdevices does not authorize or warrant any Stanford Microdevices product for use in life-support devices and/or systems.
Copyright 2000 Stanford Microdevices, Inc. All worldwide rights reserved.

SSW-524 DC-8.0 GHz GaAs MMIC Switches

Absolute Maximum Ratings

Operation of this device above any one of these parameters may cause permanent damage.

RF Input Power	2W Max>500MHz
Control Voltage	-10V
Operating Temperature	-45C to +85C
Storage Temperature	-65C to +150C
Thermal Resistance	20 deg C/W



SSW-524 DC-8.0 GHz GaAs MMIC Switches



Caution ESD Sensitive:

Appropriate precautions in handling, packaging and testing devices must be observed.

Part Number Ordering Information

Part Number	Devices Per Reel	Reel Size
SSW-524	500	7"

Truth Table

V1	V2	J1-J2
0	$V_{control}$	Low Loss
$V_{control}$	0	Isolation

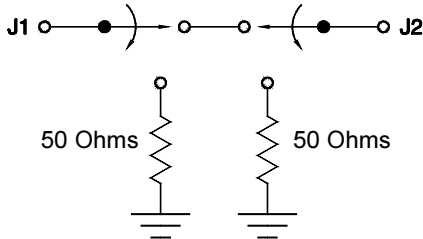
$V_{Control} = -5$ to -8

Part Symbolization

The part will be symbolized with a "W5" designator on the top surface of the package.

Switch Schematic

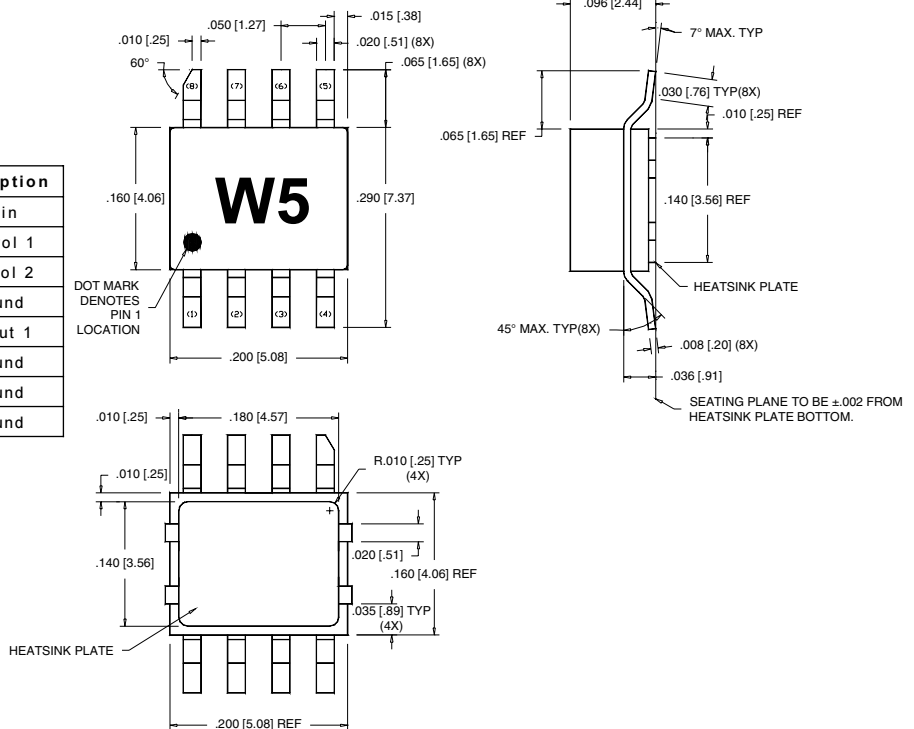
Switch shown in "Low Loss" state ($V1=0, V2=V_{control}$)



Package Dimensions

Pin Out

Pin	Function	Description
1	J1	RF in
2	V1	Control 1
3	V2	Control 2
4	GND	Ground
5	J2	RF out 1
6	GND	Ground
7	GND	Ground
8	GND	Ground



DIMENSIONS ARE IN INCHES [MM]