

10 to 12 WATT SINGLE and DUAL OUTPUT DC-DC CONVERTERS

TP500 SERIES

Features:

- Regulated Outputs
- Pi Input Filter
- Six-Sided Shield (Optional)
- Short Circuit Protection



Specifications:

Input

Input Voltage Range : $\pm 10\%$ or 2:1 Input "W2" Option Except 5V Input = 4.5-6.0V
Input Filter : Pi Network

Output

Voltage/Current Rating : See Order Information Table
Voltage Tolerance : $\pm 1.0\%$ (max)
Line Regulation : 0.05% (typ)
Load Regulation : 0.1% (typ)
Ripple and Noise : 50mV (max) p-p (Single Output)
: 35mV (max) p-p (Dual Output)
Dielectric Withstand : 500VDC (min)
Isolation Resistance : 10^9 ohms
Isolation Capacitance : 100pF
Efficiency : 65-70%
Switching Frequency : 50KHz
Output Protection : Short Circuit Protection
: Over Voltage Protection

Environmental

Operating Temperature : -25°C to 71°C
Storage Temperature : -40°C to 100°C
Temperature Coefficient : $\pm 0.02\%/^{\circ}\text{C}$ (Single Output)
: $\pm 0.01\%/^{\circ}\text{C}$ (Dual Output)

Mechanical

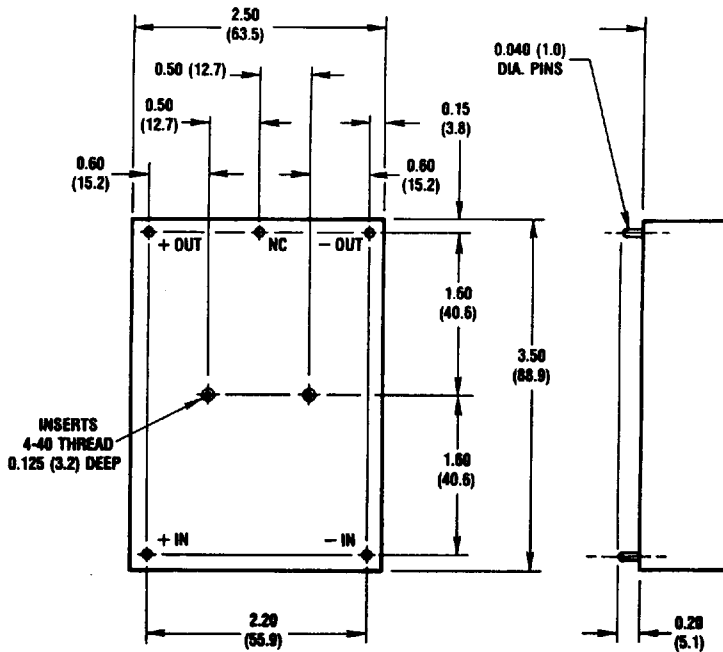
Case Material : Plastic
: Add Suffix "M" for Copper Case
with Non-Conductive Base

ORDER INFORMATION TABLE

MODEL NUMBER	INPUT VOLTAGE	OUTPUT VOLTAGE	OUTPUT CURRENT	INPUT CURRENT	
				NO LOAD	FULL LOAD
TP501	5 VDC	5 VDC	2000mA	60mA	3340mA
TP502		12 VDC	940mA	80mA	3500mA
TP503		15 VDC	800mA	100mA	3670mA
TP504		±12 VDC	±525mA	130mA	3840mA
TP505		±15 VDC	±412mA	180mA	3780mA
TP506	12 VDC	5 VDC	2000mA	30mA	1400mA
TP507		12 VDC	940mA	40mA	1450mA
TP508		15 VDC	800mA	50mA	1540mA
TP509		±12 VDC	±525mA	80mA	1600mA
TP510		±15VDC	±412mA	90mA	1570mA
TP511	24 VDC	5 VDC	2000mA	20mA	700mA
TP512		12 VDC	940mA	25mA	700mA
TP513		15 VDC	800mA	25mA	730mA
TP514		±12 VDC	±525mA	50mA	780mA
TP515		±15 VDC	±412mA	50mA	760mA
TP516	28 VDC	5 VDC	2000mA	20mA	600mA
TP517		12 VDC	940mA	25mA	590mA
TP518		15 VDC	800mA	30mA	620mA
TP519		±12 VDC	±525mA	50mA	650mA
TP520		±15 VDC	±412mA	50mA	650mA
TP521	48 VDC	5 VDC	2000mA	20mA	350mA
TP522		12 VDC	940mA	25mA	350mA
TP523		15 VDC	800mA	25mA	360mA
TP524		±12 VDC	±525mA	30mA	390mA
TP525		±15 VDC	±412mA	40mA	380mA

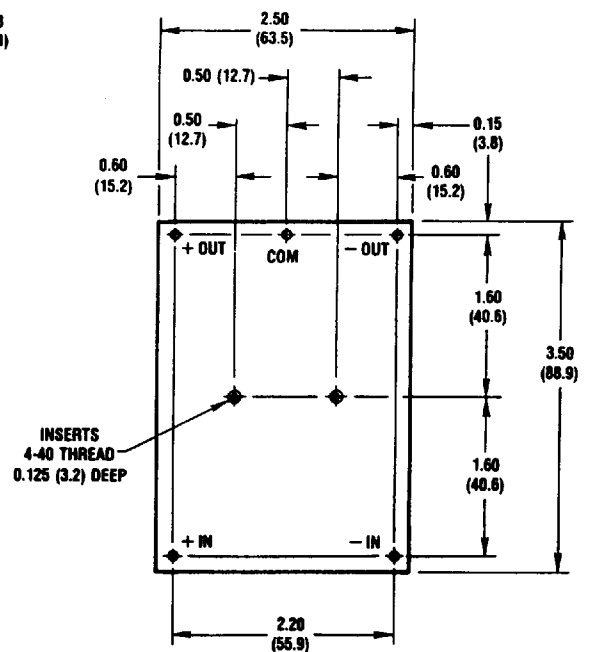
Note: To order wide input, add suffix "W2" to P/N (T501W2, etc.)

SINGLE OUTPUT MODELS



Bottom View

DUAL OUTPUT MODELS



Bottom View