

TOTAL POWER INT.
TPS100LBP SWITCHING MODE 100W LOW COST BOX TYPE POWER SUPPLY
WITH POWER FACTOR CORRECTION



KEY FEATURES

- *Built-in EMI filter
- *Optional remote sense on main output
- *Low Cost
- *Active PFC
- *Optional constant current change (for single output)

APPLICATIONS

- *Telecommunications/Business machines
- *Computer peripherals/Medical instruments
- *Test & industrial equipments

ELECTRICAL SPECIFICATIONS

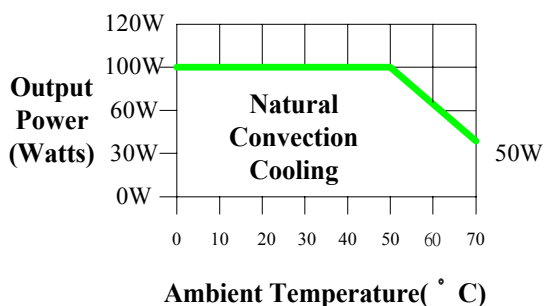
INPUT

- Input range----- 90~264VAC (Universal)
- *Frequency-----47~63Hz
- *Inrush current-----38A typical, Cold start @25°C,115VAC
- *Efficiency-----65%~85% typical at full load
- *EMI filter-----FCC Class B conducted, CISPR 22
Class B conducted, EN55022 class B
Conducted
- *Line regulation----- +/- 0.5% typical

OUTPUT

- *Maximum power----100W convection (With 17 CFM airflow)
- *Hold-up time -----10ms typical at full load and 115 VAC
nominal line
- *Overload protection-Short circuit protection
- *Overvoltage protection -----Main output 20% to 40% above
nominal output
- *Ripple/Noise ----- +/- 1% Max. @full load
(Optional +/-0.5 % per inquiry)

Power Derating Curve



EMI & EMC (IN PROCESS)

- *FCC part 15, Class B
- *CISPR 22 / EN55022, Class B
- *VCCI, Class 2
- *CE , EN61000-3-2 (Class D) and -3 ; EN61000-4-2,
-3 , -4 , -5 , -6 and -11

SAFETY APPROVAL (IN PROCESS)

- *UL1950 / c UL
- *Optional CSA 22.2, LEVEL 3
- *TUV EN60950
- *Optional UL 2601(EMI Class A)

ENVIRONMENTAL

- *Operating temperature :
0 to 50°C ambient; derate each output at 2.5% per
degree from 50°C to 70°C
- *Humidity:
Operating; non-condensing, 5% to 95%
- *Vibration :
10~55 Hz at 1G 3 minutes period, 30 minutes along
X, Y and Z axis
- *Storage temperature:
-40 to 85°C
- *Temperature coefficient:
+/- 0.05% per degree C
- *MTBF demonstrated:
>100,000 hours at full load and 25°C ambient
conditions

MODEL	OUTPUT VOLTAGE	ADJUSTMENT RANGE	MAXIMUM OUTPUT CURRENT	PEAK OUTPUT CURRENT(NOTE1)	MINIMUM OUTPUT CURRENT	TOTAL REGULATION(NOTE3)	RIPPLE & NOISE %P-P(NOTE2)	PEAK OUTPUT POWER(NOTE1)
-------	----------------	------------------	------------------------	----------------------------	------------------------	-------------------------	----------------------------	--------------------------

SINGLE OUTPUT MODEL SELECTION CHART

TPS100LBP-10	+5V	±10% Typical	20A	26A	0A	±3%	±1%	130W Typical
TPS100LBP-11	+12V	±10% Typical	8.33A	10.8A	0A	±3%	±1%	130W Typical
TPS100LBP-12	+15V	±10% Typical	6.67A	8.6A	0A	±3%	±1%	130W Typical
TPS100LBP-13	+24V	±10% Typical	4.17A	5.4A	0A	±3%	±1%	130W Typical
TPS100LBP-14	+48V	±10% Typical	2.08A	2.7A	0A	±3%	±1%	130W Typical
TPS100LBP-15	+3.3V	±10% Typical	20A	26A	0A	±5%	±1.5%	130W Typical

DUAL OUTPUT MODEL SELECTION CHART

TPS100LBP-20	+5 V	±10% Typical	11A	14.4A	1.1A	±5%	±1%	130W Typical
	+12V	Fixed	4.5A	6A	0.45A	±5%	±1%	
TPS100LBP-21	+5 V	±10% Typical	11A	14.4A	1.1A	±5%	±1%	130W Typical
	+24V	Fixed	2.5A	3.1A	0.25A	±5%	±1%	
TPS100LBP-22	+5 V	±10% Typical	11A	14.4A	1.1A	±5%	±1%	130W Typical
	- 5 V	Fixed	11A	14.4A	1.1A	±5%	±1%	
TPS100LBP-23	+12V	±10% Typical	4.5A	6A	0.45A	±5%	±1%	130W Typical
	- 12 V	Fixed	4.5A	6A	0.45A	±5%	±1%	
TPS100LBP-24	+15 V	±10% Typical	3.8A	4.9A	0.38A	±5%	±1%	130W Typical
	- 15 V	Fixed	3.8A	4.9A	0.38A	±5%	±1%	
TPS100LBP-25	+3.3V	±10% Typical	15A	20A	1.5A	±5%	±1.5%	130W Typical
	+12 V	Fixed	4.5A	6A	0.45A	±5%	±1%	
TPS100LBP-26	+ 5 V	±10% Typical	1A	1.3A	0.1A	±5%	±1%	130W Typical
	+48V	Fixed	2A	2.6A	0.2A	±5%	±1%	

TRIPLE OUTPUT MODEL SELECTION CHART

TPS100LBP-30	+ 5V	±10% Typical	11A	14.4A	1.1A	±5%	±1%	130W Typical
	+12V	Fixed	4.5A	5.7A	0.45A	±5%	±1%	
	- 5 V	Fixed	0.7A	0.8A	0.07A	±10%	±1%	
TPS100LBP-31	+ 5V	±10% Typical	11A	14.4A	1.1A	±5%	±1%	130W Typical
	+12V	Fixed	4.5A	5.7A	0.45A	±5%	±1%	
	-12V	Fixed	0.7A	0.8A	0.07A	±10%	±1%	
TPS100LBP-32	+ 5V	±10% Typical	11A	14.4A	1.1A	±5%	±1%	130W Typical
	+15V	Fixed	3A	4A	0.3A	±5%	±1%	
	-15V	Fixed	0.7A	0.8A	0.07A	±10%	±1%	
TPS100LBP-33	+ 5V	±10% Typical	15A	20A	1.5A	±5%	±1%	130W Typical
	+15V	Fixed	2A	2.8A	0.2A	±5%	±1%	
	- 5 V	Fixed	0.6A	0.7A	0.06A	±10%	±1%	
TPS100LBP-34	+ 5V	±10% Typical	14A	18.7A	1.4A	±5%	±1%	130W Typical
	+15V	Fixed	2A	2.8A	0.2A	±5%	±1%	
	-12V	Fixed	0.6A	0.8A	0.06A	±10%	±1%	
TPS100LBP-35	+ 5 V	±10% Typical	10A	13A	1A	±5%	±1%	130W Typical
	+24V	Fixed	2A	2.8A	0.2A	±5%	±1%	
	-12V	Fixed	0.6A	0.8A	0.06A	±10%	±1%	
TPS100LBP-36	+ 5V	±10% Typical	4A	5.2A	0.4A	±5%	±1%	130W Typical
	+12V	Fixed	7A	9.1A	0.7A	±5%	±1%	
	- 12V	Fixed	0.6A	0.8A	0.06A	±10%	±1%	
TPS100LBP-37	+ 5V	±10% Typical	10A	13A	1A	±5%	±1%	130W Typical
	+12V	Fixed	4A	5A	0.4A	±5%	±1%	
	+24V	Fixed	0.3A	0.8A	0.03A	±10%	±1%	
TPS100LBP-38	+ 5V	±10% Typical	7A	8.6A	0.7A	±5%	±1%	130W Typical
	+12V	Fixed	2A	2.8A	0.2A	±5%	±1%	
	+48V	Fixed	1A	1.4A	0.1A	±10%	±1%	


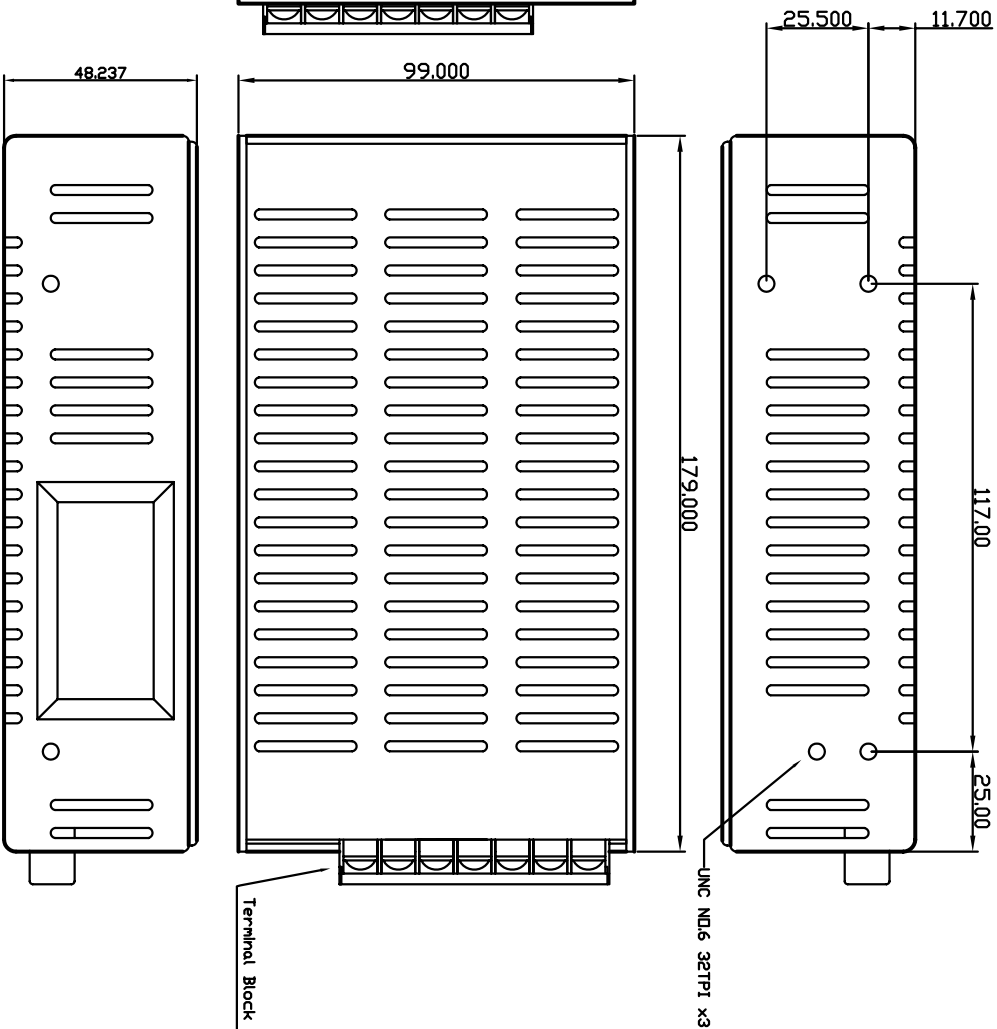
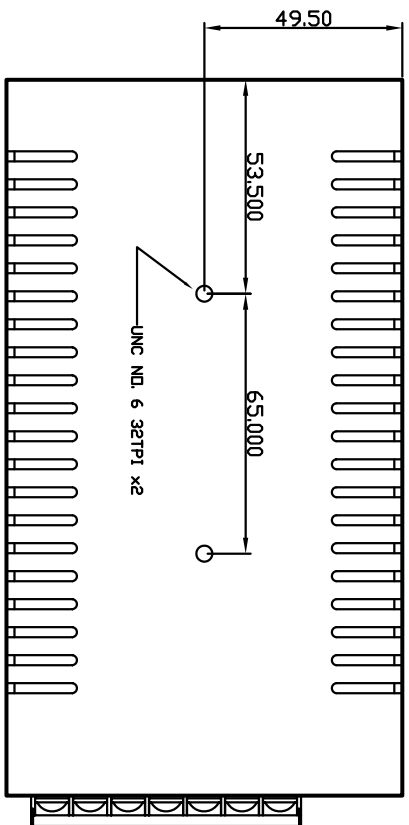
QUAD OUTPUT MODEL SELECTION CHART

TPS100LBP-40	+ 5V	±10% Typical	11A	14.4A	1.1A	±5%	±1%	130W Typical
	+12V	Fixed	4A	5A	0.4A	±5%	±1%	
	- 12V	Fixed	0.6A	0.7A	0.06A	±10%	±1%	
	- 5 V	Fixed	0.6A	0.7A	0.06A	±10%	±1%	

MODEL	OUTPUT VOLTAGE	ADJUSTMENT RANGE	MAXIMUM OUTPUT CURRENT	PEAK OUTPUT CURRENT(NOTE1)	MINIMUM OUTPUT CURRENT	TOTAL REGULATION(NOTE3)	RIPPLE & NOISE %P-P(NOTE2)	PEAK OUTPUT POWER(NOTE1)
TPS100LBP-41	+ 5V	±10% Typical	11A	14.4A	1.1A	±5%	±1%	130W Typical
	+12V	Fixed	3A	4.3A	0.3A	±5%	±1%	
	- 12V	Fixed	1A	1.4A	0.1A	±10%	±1%	
	- 5 V	Fixed	1A	1.4A	0.1A	±10%	±1%	
TPS100LBP-42	+ 5V	±10% Typical	11A	14.4A	1.1A	±5%	±1%	130W Typical
	+12V	Fixed	2A	2.8A	0.2A	±5%	±1%	
	- 15V	Fixed	1A	1.4A	0.1A	±10%	±1%	
	+15V	Fixed	1A	1.4A	0.1A	±10%	±1%	
TPS100LBP-43	+ 5V	±10% Typical	8A	10A	0.8A	±5%	±1%	130W Typical
	+12V	Fixed	3A	3.6A	0.3A	±5%	±1%	
	-15V	Fixed	1A	1.4A	0.1A	±10%	±1%	
TPS100LBP-44	+ 5V	±10% Typical	8A	10A	0.8A	±5%	±1%	130W Typical
	+12V	Fixed	1A	1.4A	0.1A	±5%	±1%	
	- 12V	Fixed	1A	1.4A	0.1A	±10%	±1%	
	+48V	Fixed	1A	1.4A	0.1A	±10%	±1%	
TPS100LBP-45	+ 5V	±10% Typical	8A	10A	0.8A	±5%	±1%	130W Typical
	+12V	Fixed	2A	2.8A	0.2A	±5%	±1%	
	- 12V	Fixed	1A	1.4A	0.1A	±10%	±1%	
	+24V	Fixed	2A	2.6A	0.2A	±10%	±1%	
TPS100LBP-46	+3.3V	±10% Typical	15A	19.5A	1.5A	±10%	±1%	130W Typical
	+5V	Fixed	3A	3.9A	0.3A	±5%	±1%	
	+12V	Fixed	2A	2.6A	0.2A	±5%	±1%	
	- 12V	Fixed	1A	1.3A	0.1A	±10%	±1%	
TPS100LBP-47	+ 3.3V	±10% Typical	10A	13A	1A	±5%	±1.5%	130W Typical
	+5V	Fixed	8A	10A	0.8A	±5%	±1%	
	+12V	Fixed	2A	2.6A	0.2A	±10%	±1%	
	-12V	Fixed	1A	1.3A	0.1A	±10%	±1%	

- NOTES:** 1) Peak loads for lasting <30 seconds with a maximum 10% duty cycle are acceptable. Please contact us if need special peak load.
 2) Maximum peak to peak noise expressed as a percentage of output voltage, 20MHz bandwidth, 0.1 μ F and 47 μ F Cap. on outputs.
 3) Loading test conditions are set for all outputs at minimum, middle and maximum of loads. Special cross loading requirement is welcomed.
 4) Detailed engineering specification of each model is available for inquiry.
 5) Special output voltage/current inquiry is welcomed.
 6) Specifications subject to change without notice.

BOTTOM VIEW



Terminal Block 7 Poles/9.5mm Pitch