

UTC HLB124 NPN EPITAXIAL SILICON TRANSISTOR

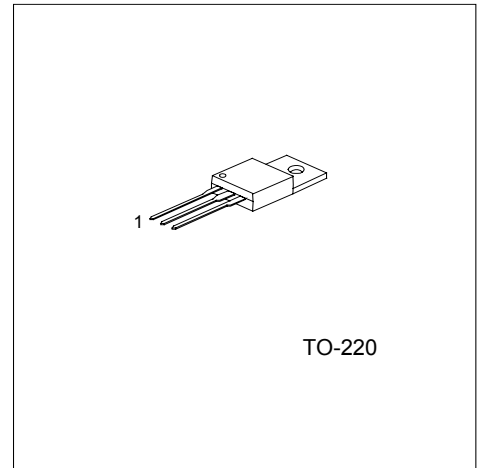
NPN EPITAXIAL PLANAR TRANSISTOR

DESCRIPTION

The UTC HLB124 is designed for high voltage, high speed switching inductive circuits, and amplifier applications.

FEATURES

- * High Speed Switching
- * Low Saturation Voltage
- * High Reliability



TO-220

1: BASE 2: COLLECTOR 3: EMITTER

*Pb-free plating product number: HLB124L

ABSOLUTE MAXIMUM RATINGS

(Ta=25°C)

PARAMETER	SYMBOL	RATINGS	UNIT
Collector-Base Voltage	V_{CBO}	600	V
Collector-Emitter Voltage	V_{CEO}	400	V
Emitter-Base Voltage	V_{EBO}	8	V
Collector Current (DC)	I_C	2	A
Collector Current (PULSE)	I_{CP}	4	A
Base Current (DC)	I_B	1	A
Base Current (PULSE)	I_{BP}	2	A
Total Power Dissipation (Tc=25°C)	P_c	35	W
Junction Temperature	T_J	150	°C
Storage Temperature	T_{STG}	-40 ~ +150	°C

ELECTRICAL CHARACTERISTICS

(Ta=25°C, unless otherwise specified.)

PARAMETER	SYMBOL	TEST CONDITIONS	MIN	TYP	MAX	UNIT
Collector-Base Breakdown Voltage	BV_{CBO}	$I_C = 1mA$	600			V
Collector-Emitter Breakdown Voltage	BV_{CEO}	$I_C = 10mA$	400			V
Emitter-Base Breakdown Voltage	BV_{EBO}	$I_E = 1mA$	8			V
Collector Cutoff Current	I_{CBO}	$V_{CB} = 600V$			10	μA
Emitter Cutoff Current	I_{EBO}	$V_{EB} = 9V, I_C = 0$			10	μA
C-E Saturation Voltage	* $V_{CE(sat)1}$	$I_C = 0.1A, I_B = 10mA$			0.3	V
	* $V_{CE(sat)2}$	$I_C = 0.3A, I_B = 30mA$			0.8	V
B-E Saturation Voltage	* $V_{BE(sat)1}$	$I_C = 0.1A, I_B = 10mA$			0.9	V
	* $V_{BE(sat)2}$	$I_C = 0.3A, I_B = 30mA$			1.2	V
DC Current Gain	* h_{FE1}	$V_{CE} = 5V, I_C = 0.3A$	10		40	
	* h_{FE2}	$V_{CE} = 5V, I_C = 0.5A$	10			
	* h_{FE3}	$V_{CE} = 5V, I_C = 1A$	6			
Gain-Bandwidth Product	f_T	$V_{CE} = 10V, I_C = 0.3A, f=1MHz$	15			MHz

*Pulse Test : Pulse Width ≤ 380μs, Duty Cycle ≤ 2%

CLASSIFICATION OF HFE1

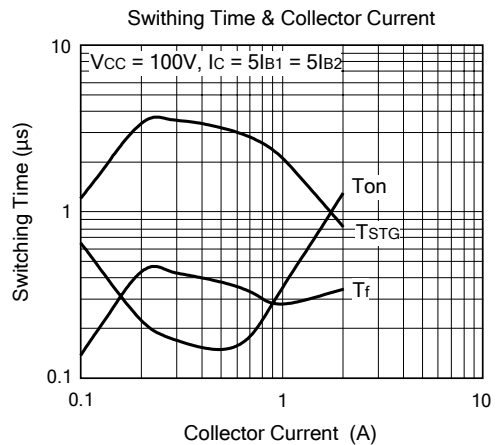
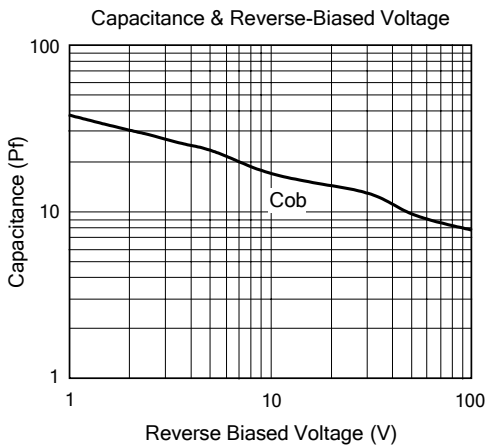
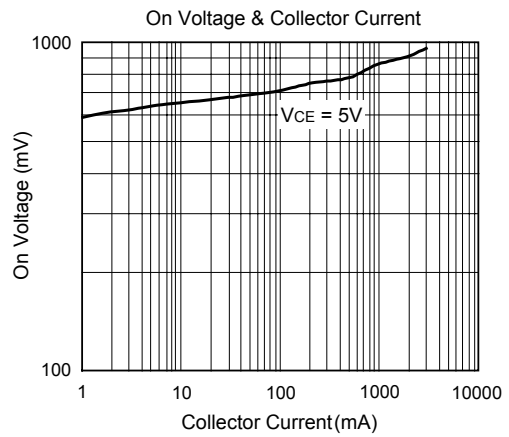
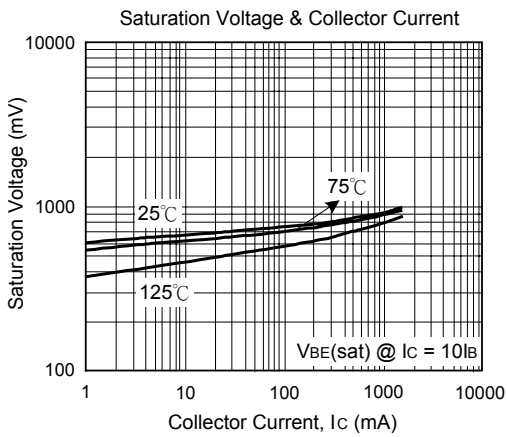
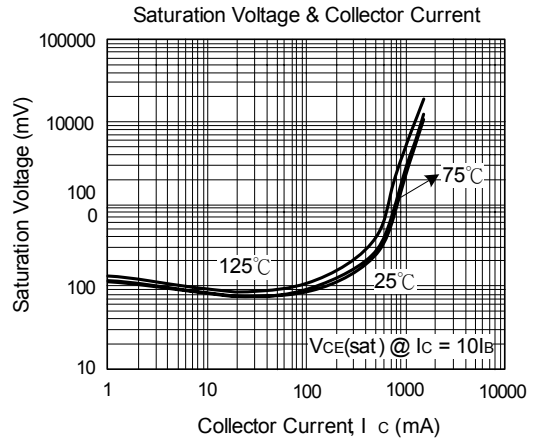
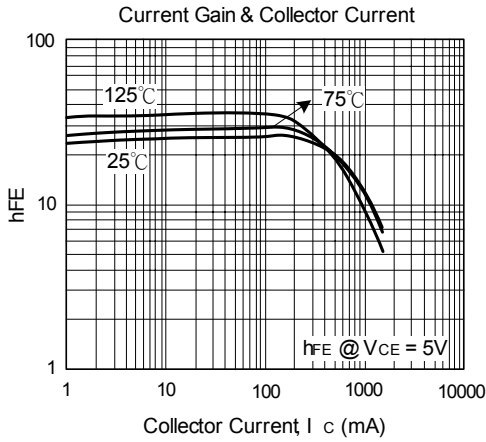
UTC UNISONIC TECHNOLOGIES CO., LTD.

www.unisonic.com.tw

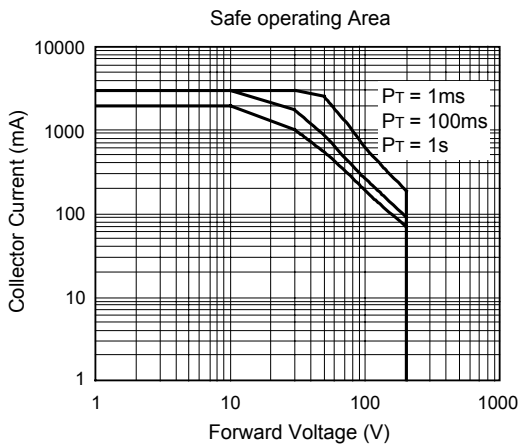
UTC HLB124 NPN EPITAXIAL SILICON TRANSISTOR

RANK	B1	B2	B3	B4	B5	B6
Range	10 ~ 17	13 ~ 22	18 ~ 27	23 ~ 32	28 ~ 37	33 ~ 40

CHARACTERISTICS CURVE



UTC HLB124 NPN EPITAXIAL SILICON TRANSISTOR



UTC assumes no responsibility for equipment failures that result from using products at values that exceed, even momentarily, rated values (such as maximum ratings, operating condition ranges, or other parameters) listed in products specifications of any and all UTC products described or contained herein. UTC products are not designed for use in life support appliances, devices or systems where malfunction of these products can be reasonably expected to result in personal injury. Reproduction in whole or in part is prohibited without the prior written consent of the copyright owner. The information presented in this document does not form part of any quotation or contract, is believed to be accurate and reliable and may be changed without notice.