


Voltage Controlled Crystal Oscillators (VCXO's)

VC-400/401/410/411/415 Series (CO-600V Series)



Description:

Low jitter capable, PECL output VCXO in a DIP, Gull-wing or SMD package.

Features:

- 155.52 MHz Standard, Other Frequencies Available from 10 MHz to 170 MHz
- Jitter Performance <1 ps rms @ 155.52 MHz
- Temperature Stability to ± 20 ppm -40°C to +85°C
- Aging: 10 ppm for 10 Years Typical
- ECL or PECL Output
- Complementary Output Available
- Package: Single DIP, Gull Wing, or True Surface Mount FR4

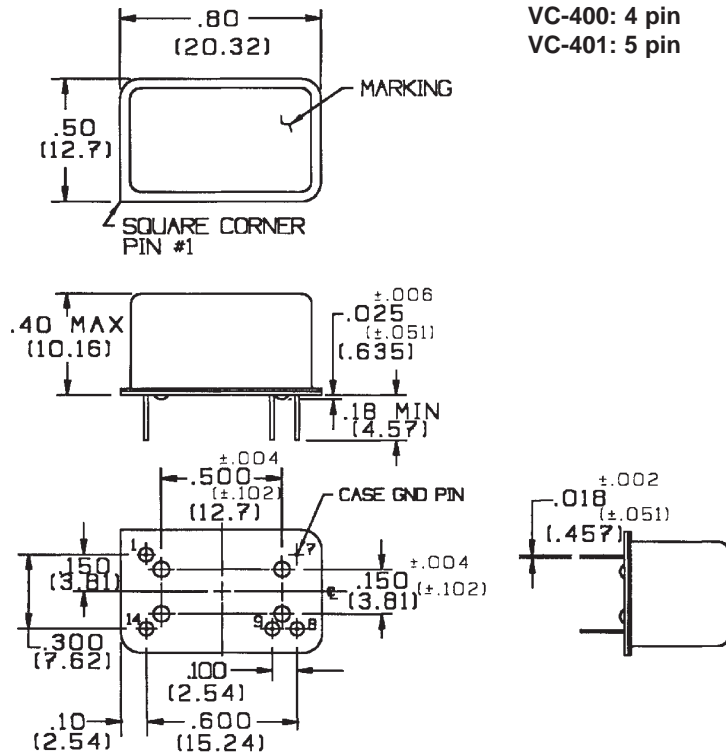
Performance Characteristics

Parameter	Symbol	Minimum	Typical	Maximum	Unit
Standard Frequency:	fo	10		170	MHz
Supply: C	Vdd	4.75	5.0	5.25	V
D	Vdd	3.13	3.3	3.46	V
G	Vdd	-4.94	-5.2	-5.46	V
J	Vdd	-4.27	-4.5	-4.72	V
Current: Single Ended Output	Icc			60	mA
Complementary Output	Icc			50	mA
Output Type: C		ECL			
D		PECL			
E		Complementary ECL			
F		Complementary PECL			
Rise/Fall Time (20-80%):	tr/ff			1.5	ns
Symmetry (Duty Cycle):	SYM	45		55	%
Temperature Range:		-40		+85	°C
Aging (10 years):			10		ppm
Jitter (12 kHz - 20 MHz):			0.5	1	ps
Deviation/Stability:		See How to Order			
Control Voltage: PECL, 3.3V	Vc	0.3		3.0	V
PECL, 5V	Vc	0.5		4.5	V
ECL, -4.5V	Vc	-0.5		-4.5	V
ECL, -5.2V	Vc	-0.5		-4.5	V
Transfer Function: PECL		Positive			
ECL		Negative			
Linearity (BSL):		see ordering information			%
ssb Phase Noise (@ 155.52 MHz) (typical)	10Hz		-50		dBc/Hz
	100Hz		-80		dBc/Hz
	1kHz		-115		dBc/Hz
	10kHz		-135		dBc/Hz
	50kHz		-140		dBc/Hz
Modulation Bandwidth:	BW	10			kHz
Package Size: 400		20.32x12.70x10.8 mm (0.8"x0.5"x0.425") 4 pin DIP			
401		20.32x12.70x10.8 mm (0.8"x0.5"x0.425") 5 pin DIP			
410		20.32x12.70x11.43 mm (0.8"x0.5"x0.45") 4 pin Gull wing			
411		20.32x12.70x11.43 mm (0.8"x0.5"x0.45") 5 pin Gull wing			
415		20.32x13.72x5.72 mm (0.8"x0.54"x0.225") SMD			

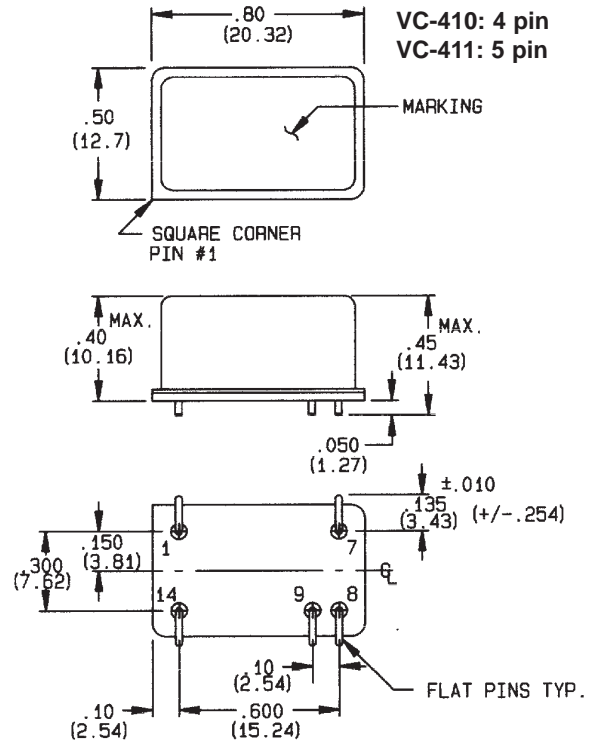
Voltage Controlled Crystal Oscillators (VCXO's)

VC-400/401/410/411 Series

VC-400/401 Outline Drawing



CO-410/411 Outline Drawing



VCXO

NOTES:

1. Pin numbers are for reference only. They do not appear on the unit.
2. Dimensions are in inches and (millimeters).

NOTES:

1. Pin numbers are for reference only. They do not appear on the unit.
2. Dimensions are in inches and (millimeters).

Pin Out Information

PIN	FUNCTION	
	PECL	ECL
1	VCXO	VCXO
7	GROUND	SUPPLY(-)
8	OUTPUT Q	Q
9*	OUTPUT Q	Q
14	SUPPLY(+)	GND

*Pin 9 present only on complementary output units. Requires 5 pin base.

Pin Out Information

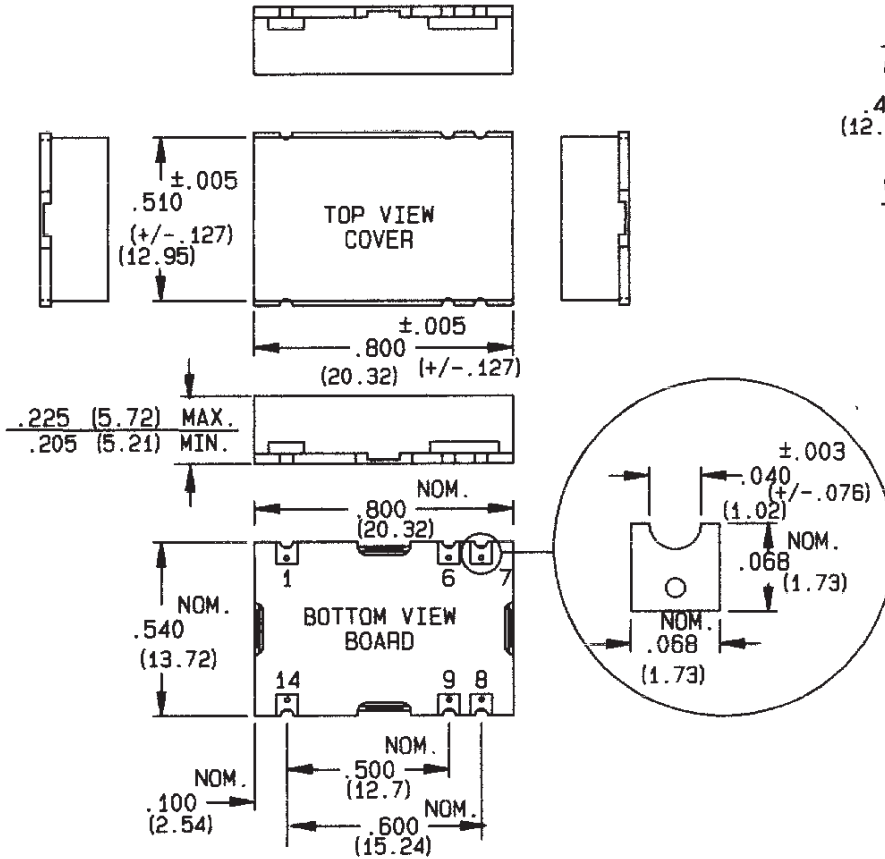
PIN	FUNCTION	
	PECL	ECL
1	VCXO	VCXO
7	GROUND	SUPPLY(-)
8	OUTPUT Q	Q
9*	OUTPUT Q	Q
14	SUPPLY(+)	GND

*Pin 9 present only on complementary output units. Requires 5 pin base.

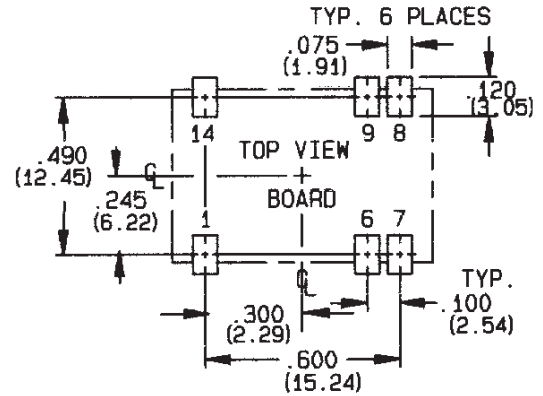
Voltage Controlled Crystal Oscillators (VCXO's)

VC-415 Series

Outline Drawing



Recommended Pad Dimensions



Pin Out Information

PIN	FUNCTION	
1	PECL	ECL
1	VCXO	VCXO
6**	DISABLE	DISABLE
7	GND SUPPLY(-)	
8	OUTPUT SIGNAL, Q	Q
9*	OUTPUT SIGNAL, Q	Q
14	SUPPLY(+)	GND

NOTES:

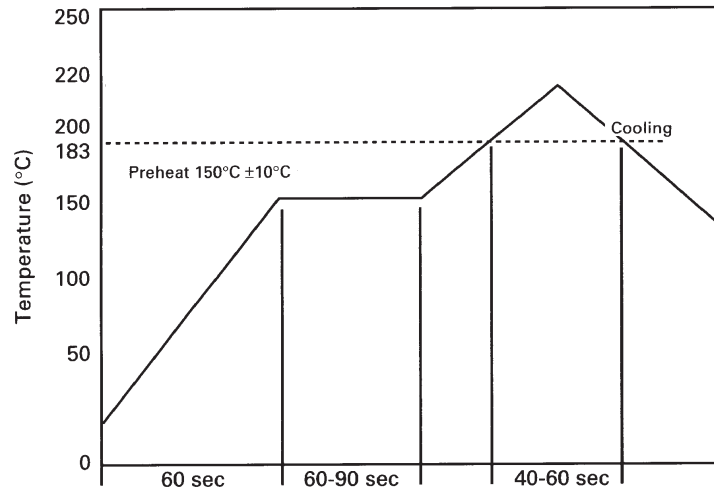
- Pin numbers are for reference only. They do not appear on the unit.
- Dimensions are in inches and (millimeters).

*Pin 9 present only on complementary output units **Disable = PECL high, oscillator shuts off. Floating or PECL low normal operation.

Voltage Controlled Crystal Oscillators (VCXO's)

VC-400/401/410/411/415 Series

Recommended Soldering Profile



VCXO

Ordering Information

