

Sharma Potentiometers

WIW1028 (3386) Trimmer Potentiometer



Features

- 9mm Square Single Turn
- Cermet / Industrial / Sealed
- Available with a knob for finger adjust
- Available with extended shaft
- Top and side adjust types (F,P,H,W,X most popular)

Electrical Characteristics

Standard Resistance Range
100 to 2 megohms
(see standard resistance table)

Resistance Tolerance
± 10% std.
(tighter tolerance available)

Absolute Minimum Resistance
1% or 2 ohms max.
(whichever is greater)

Contact Resistance Variation
3% or 3 ohms max.
(whichever is greater)

Adjustability
Voltage ± 0.05%
Resistance ± 0.15%

Resolution
Infinite

Insulation Resistance
500 vdc
1,000 megohms min.

Dielectric Strength
101.3 kPa 500 vac
8.5 kPa 350 vac

Adjustment Angle
260° nom.

Environmental Characteristics

Power Rating (250 volts max.)
0.5 watt (70°C), 0 watt (125°C)

Temperature Range
-55°C to +125°C

Temperature Coefficient
± 100ppm/°C

Vibration
98 m/s²
(1% Δ TR; 1% Δ VR)

Shock
390 m/s²
(1% Δ TR; 1% Δ VR)

Load Life
1,000 hours 0.5 watt @ 70°C
(3% Δ TR; 1% or 1 ohms, Whichever is greater, CRV)

Rotational Life
200 cycles
(3% Δ TR; 1% or 1 ohms, Whichever is greater, CRV)

Physical Characteristics

Mechanical Angle
280° nom.

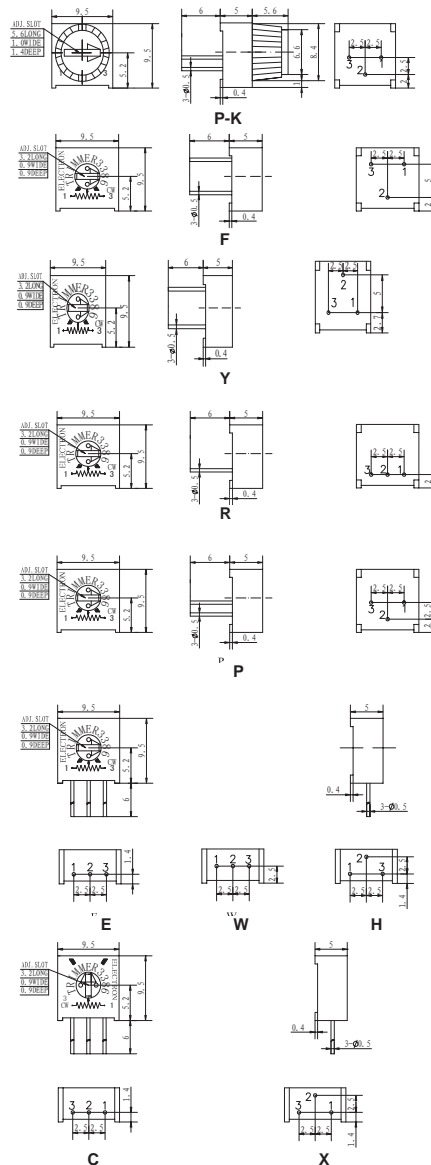
Torque
20 mN · m max.

Stop Strength
50 mN · m min.

Terminals
Solderable pins

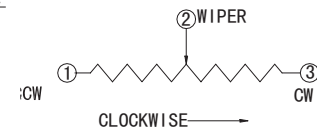

Standard Packaging
50 pcs. per tube

Style Code



How to order

WIW1028—P—102



Standard Resistance Table

Resistance (Ohms)	Resistance Code
100	101
200	201
500	501
1,000	102
2,000	202
5,000	502
10,000	103
20,000	203
25,000	253
50,000	503
100,000	104
200,000	204
250,000	254
500,000	504
1,000,000	105
2,000,000	205

Special resistance available

Detail Specification: Q/RV259A-2002

Mil- Spec Detail: Q/RV20011-97