


PRELIMINARY SPEC

Part Number: WP7679C1SEC/J



Technical Data

Features:

- *High Luminance output.
- *Design for High Current Operation.
- *Uniform Color.
- *Low Power Consumption.
- *Low Thermal Resistance.
- *Low Profile.
- *Packaged in tubes for use with automatic insertion equipment.
- *RoHS Compliant.

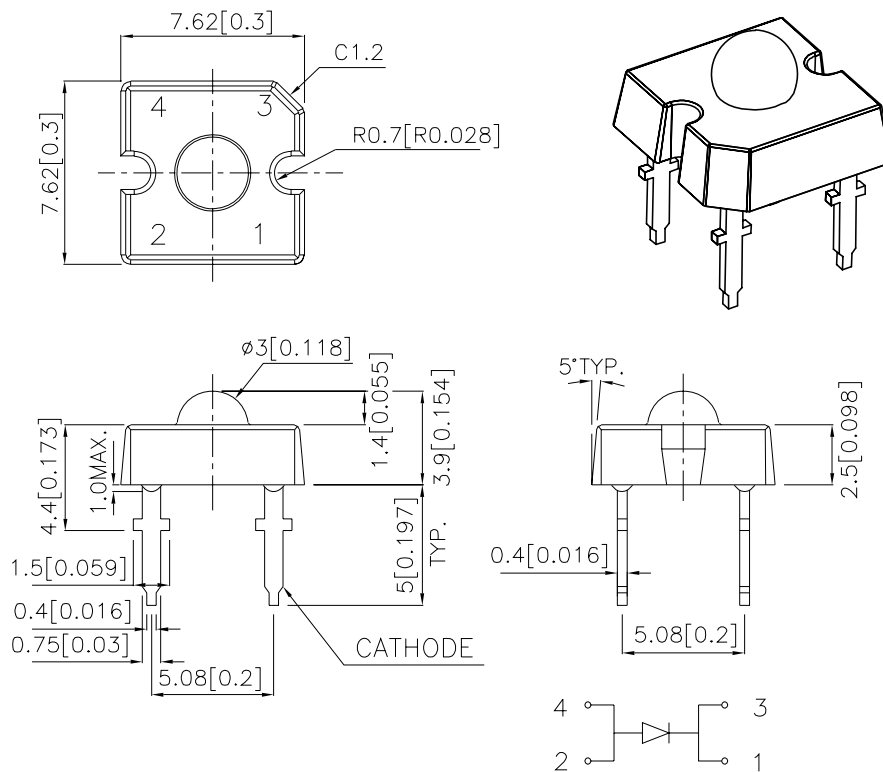
Benefits:

- *Outstanding Material Efficiency.
- *Electricity savings.
- *Maintenance savings.
- *Reliable and Rugged.

Typical Applications:

- *Automotive Exterior Lighting.
- *Electronic Signs and Signals.
- *Specialty Lighting.

Outline Drawings



Notes:

1. All dimensions are in millimeters (inches).
2. Tolerance is $\pm 0.25(0.01")$ unless otherwise noted.
3. Lead spacing is measured where the leads emerge from the package.
4. Specifications are subject to change without notice.

Absolute Maximum Ratings at TA=25°C

PARAMETER	SE/J	UNITS
DC Forward Current	70	mA
Power dissipation	217	mW
Reverse Voltage	5	V
Operating Temperature	-40 To +85	°C
Storage Temperature	-55 To +85	°C
Lead Solder Temperature ^[1]	260°C For 5 Seconds	

1.1.5mm[0.06inch]below seating plane.

Selection Guide

Part No.	LED COLOR	Iv(cd) ^[1] @70mA		Viewing Angle ^[2]
		Min.	Typ.	2θ1/2 Typ.
WP7679C1SEC/J	HYPER ORANGE (AlGaInP)	6.7	10	70°

Notes:

- Luminous intensity is measured with an integrating sphere after the device has stabilized; Luminous intensity / luminous flux: +/-15%.
- 2θ1/2 is the angle from optical centerline where the luminous intensity is 1/2 the optical centerline value.

Optical Characteristics at TA=25°C

IF=70mA Rθj-a=200°C/W

DEVICE TYPE	PEAK WAVELENGTH λPEAK (nm) TYP.	DOMINANT ^[1] WAVELENGTH λDOM (nm) TYP.	SPECTRAL LINE WAVELENGTH Δλ1/2(nm) TYP.
SE/J	640	630	25

Note:

- The dominant wavelength is derived from the CIE Chromaticity Diagram and represents the perceived color of the device; Wavelength: +/-1nm.

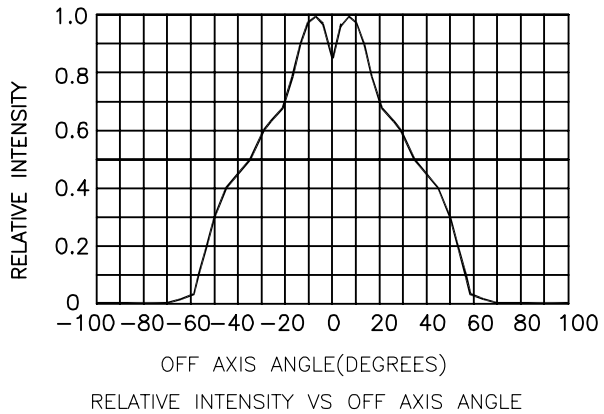
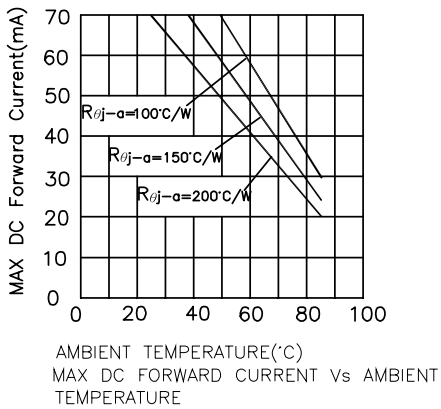
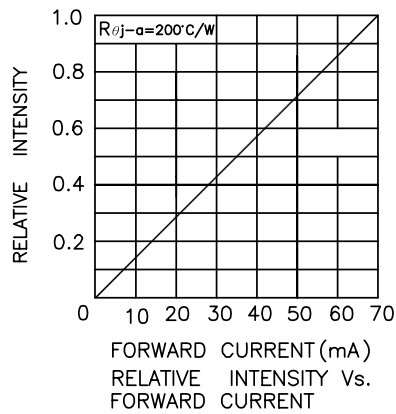
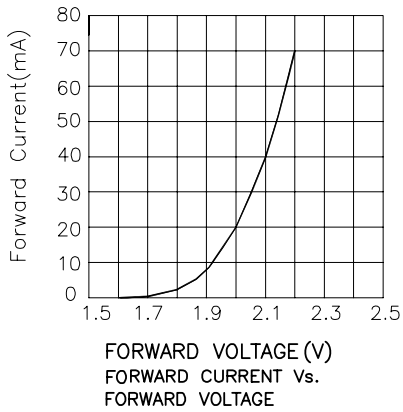
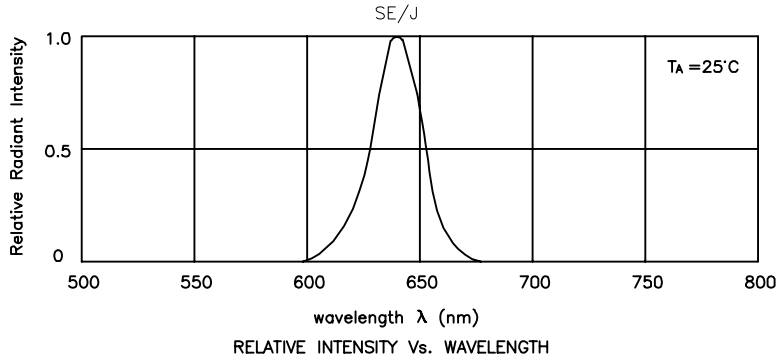
Electrical Characteristics at TA=25°C

DEVICE TYPE	FORWARD VOLTAGE ^[1] VF(VOLTS) @ IF=70mA			REVERSE CURRENT IR (uA) @ VR=5V	CAPACITANCE C (pF) @ VF=0V F=1MHZ	THERMAL RESISTANCE Rθj-pin °C/W
	MIN.	TYP.	MAX.	MAX.	TYP.	TYP.
	SE/J	1.9	2.2	3.1	10	27

Note:


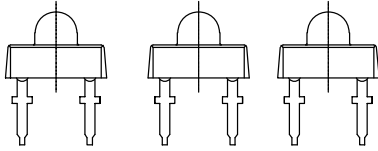
- Forward Voltage: +/-0.1V.

Figures




PACKING & LABEL SPECIFICATIONS

WP7679C1SEC/J



75PCS / IC TUBE




750pcs / 10pcs IC TUBE



OUTSIDE LABEL

24K / 6# BOX

Kingbright	
Q.C.	<div style="border: 1px solid black; border-radius: 50%; padding: 5px; display: inline-block;"> QC xxx xx xxxx PASSED </div>
TYPE NO :	WP7679C1XXX
QUANTITY :	750 pcs
S/N :	XX
	CODE: XXX
LOT NO :	
MADE IN CHINA	RoHS Compliant