



# Model XO3082-000

## Temperature Compensated Crystal Oscillator

### Electrical Specifications

**Nominal Frequency (F<sub>0</sub>):** 10.0MHz

**Frequency Stability over Temperature:** ±1.0ppm

**Aging**

Yearly Aging, <±1ppm

10-Years Aging, <±4ppm

Adjustment Method, External, 0 to 5.0V<sub>DC</sub>

Tuning Range, sufficient for 10-years aging

Tuning Slope, negative

**Output (HCMOS)**

Duty Cycle, 50%, ±10%

Load, 1 gate or 10pF, maximum

**SSB Phase Noise (maximum)**

-90dbc/Hz @ 10Hz offset

-125dbc/Hz @ 100Hz offset

-135dbc/Hz @ 1kHz offset

-145dbc/Hz @ 10kHz offset

**Power Supply**

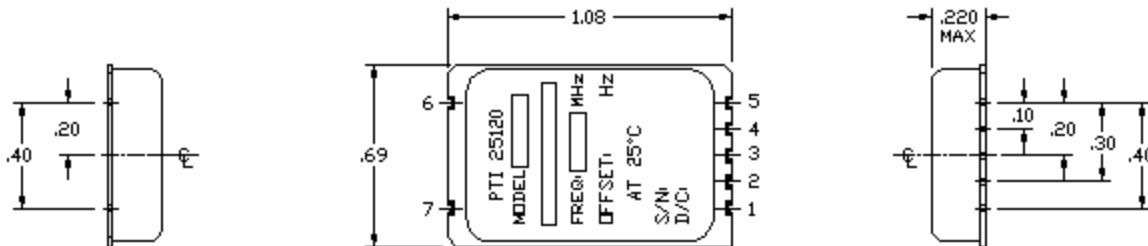
Voltage, +5.0V<sub>DC</sub> ±5%

Current Consumption, 10.0mA, typical

**Temperature Range**

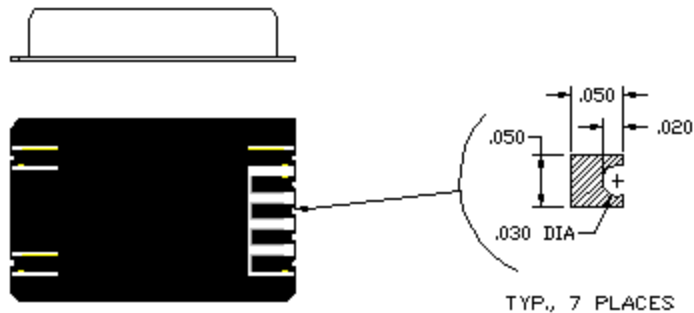
Operating, 0°C to +70°C

Storage, -55°C to +85°C



**PIN CONNECTIONS:**

1. CASE GROUND & SUPPLY RETURN
2. SUPPLY (+)
3. RF OUTPUT
4. DO NOT CONNECT
5. CONTROL VOLTAGE
6. CASE GROUND
7. CASE GROUND



TYP., 7 PLACES

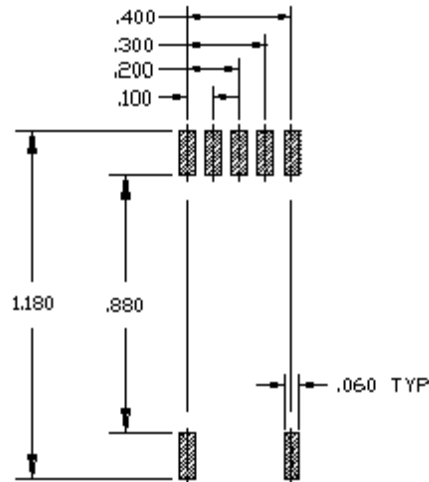
Revised September 12, 2002



# Model XO3082-000

## Temperature Compensated Crystal Oscillator

*Note: Although the XO3082 family is an SMT device, it is not currently a reflowable assembly compatible device. Therefore, it must be hand assembled to the PCB. A version may be available in the future which will support IR convection reflow assembly techniques.*



### Suggested Land Pattern

Oscillator is to be soldered to lands by hand with a maximum land temp of 260°C for a maximum of 3 seconds .

Revised September 12, 2002