



Model XO7082-000

Temperature Compensated Crystal Oscillator

Electrical Specifications

Nominal Frequency (F_0): 10.0MHz

Frequency Stability over Temperature: ± 15 ppm

Aging

Yearly Aging, $< \pm 1$ ppm

10-Years Aging, $< \pm 4$ ppm

Adjustment Method, External, 0 to 5.0V_{DC}

Tuning Range, ± 30 ppm, nominal

Tuning Slope, negative

Output (HCMOS)

Duty Cycle, 50%, $\pm 10\%$

Load, 1 gate or 10pF, maximum

SSB Phase Noise (maximum)

-90dbc/Hz @ 10Hz offset

-125dbc/Hz @ 100Hz offset

-135dbc/Hz @ 1kHz offset

-145dbc/Hz @ 10kHz offset

Power Supply

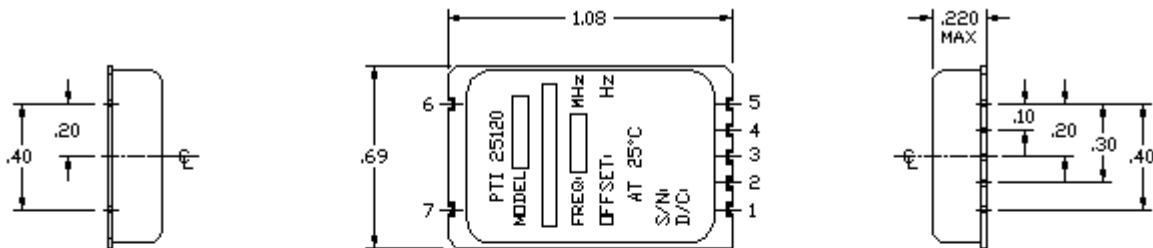
Voltage, +5.0V_{DC} $\pm 5\%$

Current Consumption, 10.0mA, typical

Temperature Range

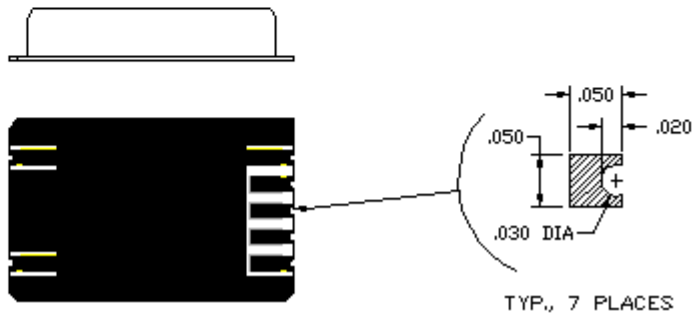
Operating, 0°C to +70°C

Storage, -55°C to +85°C



PIN CONNECTIONS:

1. CASE GROUND & SUPPLY RETURN
2. SUPPLY (+)
3. RF OUTPUT
4. DO NOT CONNECT
5. CONTROL VOLTAGE
6. CASE GROUND
7. CASE GROUND



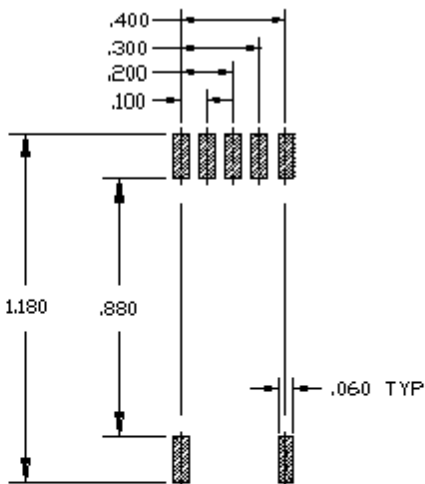
Revised September 12, 2002



Model XO7082-000

Temperature Compensated Crystal Oscillator

Note: Although the XO7082 family is an SMT device, it is not currently a reflowable assembly compatible device. Therefore, it must be hand assembled to the PCB. A version may be available in the future which will support IR convection reflow assembly techniques.



Suggested Land Pattern

Oscillator is to be soldered to lands by hand with a maximum land temp of 260°C for a maximum of 3 seconds .

Revised September 12, 2002